



# Budget

## 2024–25

### **AGENCY RESOURCING** BUDGET PAPER NO. 4

Circulated by

**Senator the Honourable Katy Gallagher**  
Minister for Finance, Minister for Women,  
Minister for the Public Service of the Commonwealth of Australia

For the information of honourable members  
on the occasion of the Budget 2024–25

**14 May 2024**

© Commonwealth of Australia 2024

ISSN 0728 7194 (print); 1326 4133 (online)

This publication is available for your use under a Creative Commons Attribution 4.0 International licence, with the exception of the Commonwealth Coat of Arms, third-party content and where otherwise stated. The full licence terms are available from <http://creativecommons.org/licenses/by/4.0/legalcode>



Use of Commonwealth of Australia material under a Creative Commons Attribution 4.0 International licence requires you to attribute the work (but not in any way that suggests that the Commonwealth of Australia endorses you or your use of the work).

#### **Commonwealth of Australia material used 'as supplied'.**

Provided you have not modified or transformed Commonwealth of Australia material in any way including, for example, by changing the Commonwealth of Australia text; calculating percentage changes; graphing or charting data; or deriving new statistics from published statistics – then the Commonwealth of Australia prefers the following attribution:

Source: *The Commonwealth of Australia.*

#### **Derivative material**

If you have modified or transformed Commonwealth of Australia material, or derived new material from those of the Commonwealth of Australia in any way, then the Commonwealth of Australia prefers the following attribution:

*Based on Commonwealth of Australia data.*

#### **Use of the Coat of Arms**

The terms under which the Coat of Arms can be used are set out on the Department of the Prime Minister and Cabinet website (see [www.pmc.gov.au/government/commonwealth-coat-arms](http://www.pmc.gov.au/government/commonwealth-coat-arms)).

#### **Other uses**

Enquiries regarding this licence and any other use of this document are welcome at:

Manager  
Media Unit  
The Treasury  
Langton Crescent  
Parkes ACT 2600  
Email: [media@treasury.gov.au](mailto:media@treasury.gov.au)

#### **Internet**

A copy of this document is available on the central Budget website at: [www.budget.gov.au](http://www.budget.gov.au).

Printed by CanPrint Communications Pty Ltd.

# Contents

<b>Acronyms and notes</b> .....	<b>iii</b>
<b>Preface</b> .....	<b>3</b>
<b>Introduction and Guide to Budget Paper No. 4</b> .....	<b>19</b>
<b>Part 1: Agency Financial Resourcing</b> .....	<b>27</b>
Agency Resourcing Table .....	34
Special Appropriations Table .....	123
Special Accounts Table.....	137
<b>Part 2: Staffing of Agencies</b> .....	<b>167</b>
<b>Part 3: Expenses and Net Capital Investment</b> .....	<b>183</b>
<b>Appendix A: Agency Outcome Statements</b> .....	<b>193</b>



## Acronyms and notes

AAO	Administrative Arrangements Order
AAS	Australian Accounting Standards
AASB	Australian Accounting Standards Board
ABS	Australian Bureau of Statistics
Agency/entity	Has the same meaning as <i>Commonwealth entity</i> within the <i>Public Governance, Performance and Accountability Act 2013</i>
APS	Australian Public Service
ASL	Average Staffing Level
CRF	Consolidated Revenue Fund
FBO	Final Budget Outcome
Finance Minister	Minister for Finance
GFS	Government Finance Statistics
GGs	General Government Sector
IMF	International Monetary Fund
MoG	machinery of government
PGPA Act	<i>Public Governance, Performance and Accountability Act 2013</i>
SPPs	Specific Purpose Payments

The following notations are used in this Budget Paper:

-	nil estimates of expenditure
na	not applicable (unless otherwise specified)
\$m	millions of dollars
\$b	billions of dollars



#### **Purpose of Budget Paper No. 4**

Budget Paper No. 4 presents information on the full allocation of resources across the General Government Sector.<sup>1</sup> In 2024–25, agencies will be responsible for administering approximately \$734.5 billion to deliver services for individuals, families and businesses.

Budget Paper No. 4 sets out the departmental funding for agencies, administered funding managed by agencies, the nature of funding sources and the purposes of funding as defined by Outcome Statements for each agency.

Additionally, information is provided on the staffing resources allocated to agencies delivering services to the Australian community.

---

<sup>1</sup> The General Government Sector provides public services that are mainly non-market in nature and for the collective consumption of the community or involve the transfer or distribution of income. These services are largely financed through taxes and other compulsory levies, user charging and external funding (Budget 2024–25, Budget Paper No. 1, *Statement 10, Appendix A*).





## Preface

The Government has a strong record of delivering outcomes for all Australians. The public service is essential to delivering these outcomes, doing everything from processing Centrelink payments and Medicare rebates, to protecting Australia's borders and economic interests, supporting job creation, responding to natural disasters, and helping to deliver the clean energy transition. The actions the Government is taking to rebuild the Australian Public Service (APS) and reduce its reliance on consultants and contractors recognises that delivering outcomes for Australians must be built on the foundations of a strong public service.

After almost a decade of outsourcing, reduced service outcomes and underinvestment by the previous Government, over the past two years the Government has invested in the public service to ensure it is best placed to do the job the Australian people expect. The public service needs people to deliver services across the country, support Australia's economic growth and keep Australians safe.

The 2024–25 Budget builds on this investment, responding to the challenges of today and investing in a better future. The Budget helps ease cost-of-living pressures and supports building more homes for Australians. It lays the foundations of an ambitious strategy to build a future made in Australia, while investing in strengthening Medicare and building a strong, sustainable care economy. At the same time, the Budget delivers on the Government's commitment to responsible economic management, broadening opportunity and improving equality.

The Government is delivering on its election commitment to reduce the public service's reliance on consultants, contractors, and labour hire, which delivered a \$3 billion saving in the 2022–23 October Budget. Demonstrating the Government's commitment to responsible economic management, the 2024–25 Budget delivers an additional saving of \$1 billion over four years from 2024–25 by reducing spending on external labour, bringing the total savings to \$4 billion.

The Government will conduct a new Audit of Employment to measure and track how the public service is continuing to deliver on the Government's commitment to reduce its reliance on external labour, coupled with targets established under the *APS Strategic Commissioning Framework*, to bring core public service work back into the public service.

The Government has an ambitious agenda for Australia and the effectiveness of the public service is central to successfully implementing the Government's commitments to the Australian people.

## The impact of the previous Government's Average Staffing Level cap

The 2023 Audit of Employment identified that the previous Government suppressed the true size of the public service, with an artificially low and misleading public service headcount augmented by a shadow workforce of tens of thousands of consultants and contractors. Abolishing the arbitrary Average Staffing Level (ASL) cap in 2022 was an important first step towards rebuilding the public service and ensuring that the jobs that need to be done are delivered more effectively and more cost-efficiently by public servants.

The arbitrary restrictions on the size of the public service under the ASL cap had nothing to do with achieving efficiencies. The shadow workforce came at a costly premium for taxpayers without offering the value for money the Australian people expect. Under the previous Government, departmental spending in nominal terms rose 35 per cent between 2012–13 and 2021–22, whereas ASL numbers fell by four per cent over the same period.



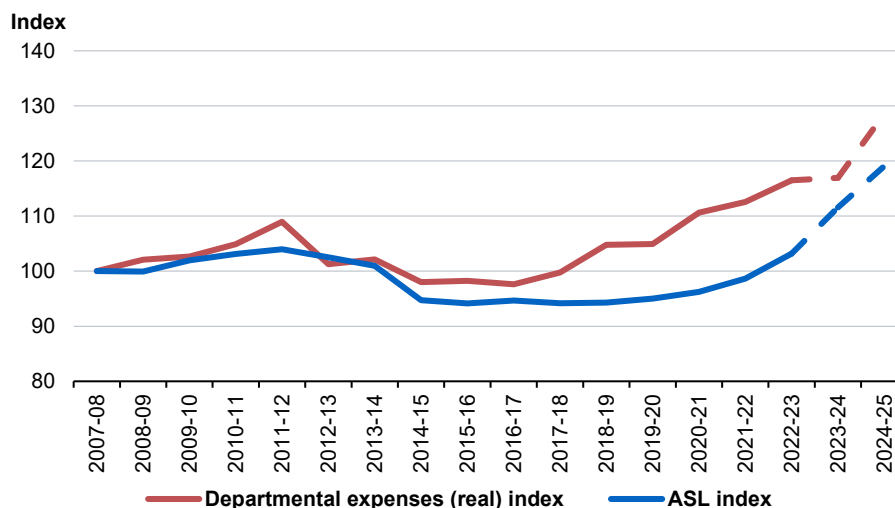
### Audit of Employment

The 2023 Audit of Employment provided an estimate of the use of external labour (contractors, consultants, outsourced service providers and labour hire) across the public service under the previous Government. The Audit brought together information on the use of external labour by 112 agencies across the public service that employ staff under the *Public Service Act 1999* and found that in 2021–22 these agencies employed an external labour workforce of 53,900 staff on a full-time equivalent basis at a cost of \$20.8 billion.

The Audit also found that around one in every four dollars spent by agencies for departmental purposes was on external labour.

The impacts of the previous Government's ASL cap policy were two-fold. In the early years, departmental funding was reduced by around 10 per cent in real terms while the size of the public service was reduced by a similar amount. These reductions diminished the ability of the public service to provide high-quality policy advice and deliver the services and programs that Australians expect of their government. From around 2015, funding to government agencies began to increase, but the ASL cap forced agencies to outsource core services using contracted labour or third-party service providers rather than public service employees. By 2022, employment in the public service was around 14 per cent below the level it would have been had ASL growth kept up with the growth in departmental expenses in the absence of the ASL cap (Chart 1).

**Chart 1 – Index of ASL and departmental expenses (real terms) (2007–08 to 2024–25)**



Source: Department of Finance. Departmental expenses sourced from consolidated budget figures. Real values for Chart 1 have been calculated based on Wage Price Index as published by the Australian Bureau of Statistics. Estimated future Wage Price Index values are Department of the Treasury forecasts. ASL data sourced from historical and current Budget Paper No.4. Excludes Defence portfolio (except for the Australian War Memorial and Department of Veterans' Affairs), the administered in nature National Disability Insurance Agency expenses, and Clean Energy Finance Corporation.

## Reducing the public service's reliance on consultants and contractors

In October 2023, the Government released new instructions for the public service to limit the use of contractors and consultants. The *APS Strategic Commissioning Framework* requires core government work to be done by public service employees, such as policy formulation, drafting Cabinet submissions, developing legislation and regulations, and limits outsourcing of core work to defined circumstances.

All agencies that employ staff under the *Public Service Act 1999* are now required to collect data on their use of the external workforce and how it is reducing over time. This will be reported in Annual Reports from 2024 onwards, for accountability and transparency purposes.

By rebalancing and rebuilding the public service, the Government has converted contractors into public service roles and achieved savings through reduced spending on consultants, contractors, and other external labour. Since the 2022–23 October Budget, 8,816 public service roles have been created to replace work previously undertaken by consultants and contractors. This includes:

- 5,816 roles that have been explicitly converted from contracted positions to public service positions. The 2024–25 Budget includes 2,502 additional conversions in addition to the 3,314 conversions reported in the 2023–24 Budget
- 3,000 roles in Services Australia that are now being performed by public servants instead of through outsourced arrangements. The Government is providing funding for public servants when extending terminating funding, instead of funding for outsourced arrangements, as was occurring because of the previous Government’s arbitrary ASL cap.

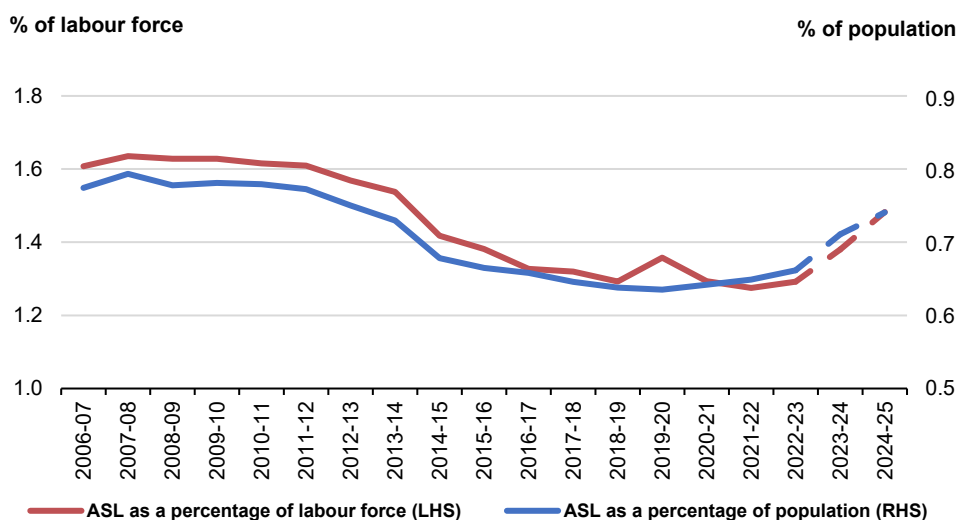
The use of the largest consulting firms has significantly reduced under the Government, dropping in value by \$624 million year-to-date for 2023–24 compared to the same period in 2021–22. On average, use of the largest consulting firms was \$84 million less each month for the first half of 2023–24 than for the same period in 2021–22.

To support the public service to do its core work in-house, instead of outsourcing to more expensive private providers, the Government has established an in-house consulting function, Australian Government Consulting. While still scaling up, Australian Government Consulting is undertaking management and strategy consulting work in partnership with public service agencies. It is also strengthening public service capability and supporting agencies to get better value when engaging external consultants.

Building on the work of Australian Government Consulting, the Department of Defence (Defence) will look to initiate a pilot program (Australian Defence Consulting) to provide internal consultancy support across Defence using public service and Australian Defence Force staff. This will further reduce Defence’s need for high-cost external support and build the capability of its public sector workforce.

## **Rebuilding an efficient public service that delivers for Australians**

In rebuilding the public service over the past two years, the Government has worked to repair the damaging effects of the previous Government’s arbitrary ASL cap by appropriately funding and resourcing the public service to deliver on the Government’s priorities. In doing so, it has kept the relative size of the public service well below historical levels of public service resourcing, when measured as a proportion of the total Australian population and the labour force (Chart 2). At the same time, the public service is doing more as the roles and responsibilities of the Commonwealth have expanded in line with the needs and expectations of Australians.

**Chart 2 – ASL as a percentage of population and Australian labour force since 2006–07**

Source: Department of Finance, based on data from the Australian Bureau of Statistics, and ASL figures sourced from historical and current Budget Paper No.4.

In 2024–25, total ASL in the public service is expected to be around 209,000. This is about 17,000 below the level that would be consistent with the relative size of the public service in 2006–07 as a percentage of the labour force (which would be around 226,000 in 2024–25).

Over the past two decades, population growth, increasing economic complexity, engagement with new and emerging technologies and an increasingly challenging geo-strategic environment have led to increased expectations on the Australian Government to expand services and enter new fields of responsibility. These include taking on new or expanded roles in:

- supporting aged care, health care and Australians with disabilities through significant reforms such as the National Disability Insurance Scheme (NDIS), robust aged care provision and regulation, and ongoing enhancements to our national health care system
- addressing security concerns and threats through transformational investments in our national capabilities in cyber security, law enforcement, intelligence and defence (including AUKUS)
- managing the economic transformation required to address climate change and deliver an effective energy transition, and deal with increasing digitisation.

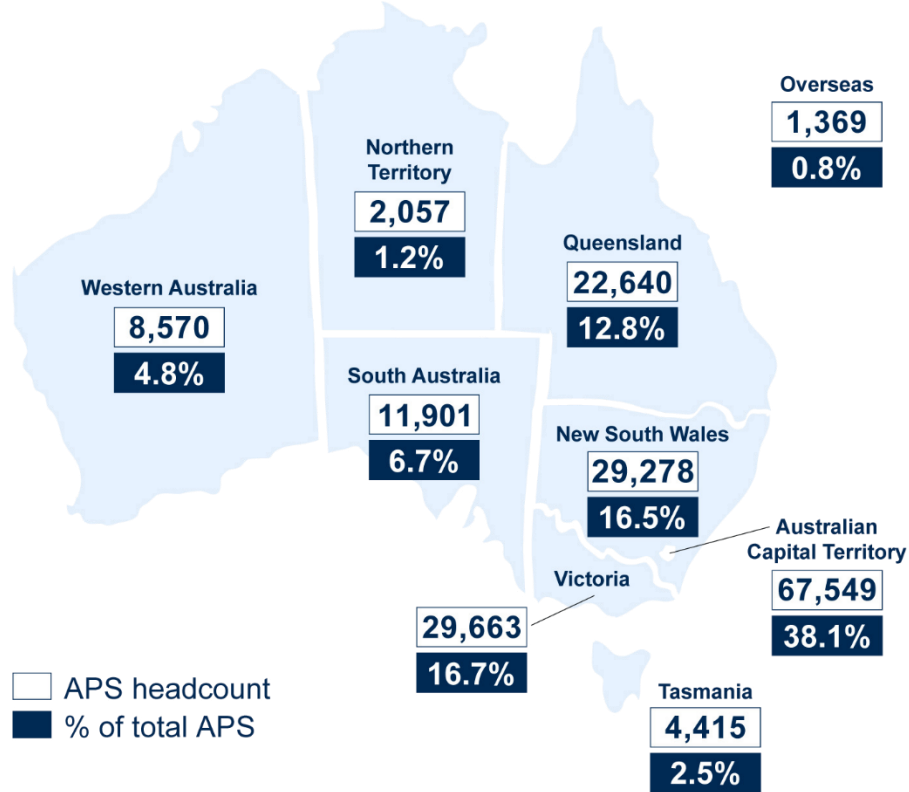
Instead of paying a premium for outsourced capability, in many cases for work public servants are capable of doing, the Government is ensuring that the public service is equipped to deliver essential frontline services, protect Australians and secure our region. Additionally, the Government is tackling critical policy issues, including easing cost-of-living pressures, building a future made in Australia, promoting a strong care economy, driving the energy transition, and providing solutions that support people to meet their housing needs.

To respond to these pressing issues, the Government has invested in new agencies to ensure the public service is best placed to meet the needs of Australians. These include establishing the Domestic, Family and Sexual Violence Commission, the National Anti-Corruption Commission, the Australian Submarine Agency, the Office of the Inspector-General of Aged Care, and the Department of Climate Change, Energy, the Environment and Water. Legislation is also before Parliament to establish the Net Zero Economy Authority.

### **Investing in the public service to improve services and support Australians**

The Government has made significant investments in frontline service delivery agencies, such as Services Australia, the Department of Veterans' Affairs, the National Disability Insurance Agency and the Australian Taxation Office. This makes sure there are more essential frontline staff to deliver improved services and support for Australians across the country. Further, investments in the Department of Health and Aged Care support the Government's efforts to strengthen Medicare and increase bulk billing rates, and progress critical reforms in aged care to provide quality, safer and more accessible aged care for all Australians who need it.

Sixty-two per cent of public servants are located outside of Canberra, across all states and territories, Australia's external territories and overseas (Graph 1). The Government's approach to rebuilding the public service to meet Australia's diverse community needs is supporting employment opportunities and improving service delivery right around the country.

**Graph 1 – Geographical spread of the APS workforce**

Source: Australian Public Service Commission, as at 31 December 2023 (headcount)

The Government's investments in service delivery are essential to rebuild a fit-for-purpose public service that is resourced to deliver the services Australians expect. This has demonstrated clear benefits, including:

- clearing the 41,799 backlog of veteran's compensation claims in the Department of Veterans' Affairs, which are now all allocated for processing
- resolving 500,000 claims from Services Australia's claims backlog in just ten weeks due to 3,000 additional staff funded in the 2023–24 Mid-Year Economic and Fiscal Outlook (MYEFO)
- increasing compliance activity through more NDIS Quality and Safeguards Commission staff, resulting in additional banning orders being applied to disability support providers doing the wrong thing
- blocking more than 300,000 attempts by cyber criminals to use Australians' stolen identity documents through investments in the Credential Protection Register.



### Investing in the Department of Veterans' Affairs

The Government's investment in the public service is supporting veterans and their families. The *Royal Commission into Defence and Veteran Suicide* interim report found that the previous Government's ASL cap led to more labour hire staff, higher staff turnover rates and, consequently lower proficiency among claims processing staff. Veterans were negatively affected by lower overall levels of staff proficiency through reduced corporate knowledge, greater chance of mistakes, and reduced efficiency; resulting in claims processing delays. Poor experiences of the claims processing systems were found to have had serious impacts on the mental health outcomes of veterans.

In responding to the interim report, the Government injected significant resourcing into the Department of Veterans' Affairs – including 500 ongoing ASL in the 2022–23 October Budget and a further \$82.7 million in the 2023–24 Budget to help clear the claims backlog and provide increased support to veterans during the claims process.

The support to veterans and their families continues in the 2024–25 Budget with a further investment of \$186 million over four years from 2024–25, and \$20.6 million ongoing from 2028–29 to reduce the time taken to process claims and to meet service delivery pressures now that the Department of Veterans' Affairs has cleared the claims backlog.

Payments to veterans are expected to increase by \$6.5 billion over five years from 2023–24 due to more claims being processed because of increased staffing levels that the Government has agreed in order to deliver on its commitment to clear the backlog.

Alongside boosting frontline service delivery, the Government is also investing in the public service to enable delivery of new and improved digital solutions to improve essential services for Australians, aligned with the vision of simple, secure and connected public services set out in the *Data and Digital Government Strategy*.

These platforms, such as myGov with over 26 million active accounts and an average of 840,000 sign-ins every day, provide Australians with a central place, and easy access to the government services they need with the confidence that their data is safe.





### Investing in digital health solutions

The Government's investments in the Australian Digital Health Agency are providing support to patients and health care providers, improving secure access to the clinical information they need in a broader range of settings and through new innovative products such as the My Health App and Provider Connect Australia, improving health outcomes for Australians.

The use of digital health infrastructure has seen the proportion of specialists registered to use the My Health Record more than double, increasing from 18 per cent to 48 per cent, between December 2021 and December 2023. Registrations for residential aged care providers has also grown significantly, from 13 per cent to 33 per cent for the same period.

Driven by the share-by-default agenda, announced as a part of the Strengthening Medicare Taskforce, significant growth in usage is also seen in pathology and diagnostic imaging. There was a 173 per cent growth in reports uploaded between December 2021 and December 2023, with a peak of over 3 million combined pathology and diagnostic imaging reports uploaded in a single week in March 2024.

The Government is expanding the Digital ID System to provide a secure, convenient, voluntary and inclusive way for people to verify their identity online. Once a person has a Digital ID, they will no longer have to provide copies of their ID documents to businesses or government to verify who they are, and businesses will no longer have to store this information reducing the risks and impacts of data breaches and cyber-attacks. More than 12 million Australians already have a myGovID.

The Government's investment in the National Anti-Scam Centre has helped reverse the long-term trend of rising losses to scams, with Australians reporting 13.1 per cent, or \$400 million, fewer losses in 2023 compared to 2022.

The Government has also invested in integrity measures across the public service to ensure a harmful failure like the Robodebt Scheme can never happen again. This includes establishing the National Anti-Corruption Commission and investing in the new Administrative Review Tribunal (to replace the Administrative Appeals Tribunal). It also involves addressing the issues raised by the Royal Commission into the Robodebt Scheme, including enhancing the quality of legal advice to the Cabinet, re-establishing the Administrative Review Council and providing additional capacity for the Office of the Commonwealth Ombudsman to handle complaints and undertake investigations of systemic issues.

The 2024–25 Budget includes further investments in the public service to improve service delivery and support Australians, including investment in essential public service staff in:

- Services Australia to ensure Australians can access critical payments; enhance the ongoing safety and security arrangements for customers and staff; and put myGov on a more sustainable footing
- the Department of Veterans' Affairs to increase claims processing capabilities to meet increased demand so veterans receive services faster and when they need it
- the Department of Health and Aged Care and the Aged Care Quality and Safety Commission to support implementing the New Aged Care Regulatory Framework and finalise the Commonwealth response to the Final Report of the *Capability Review of the Aged Care Quality and Safety Commission*
- the Department of Health and Aged Care to strengthen Medicare, facilitate a sustainable ongoing national response to COVID-19, and secure primary health care services in rural and remote Australia
- the Department of Social Services to support the operation of the National Redress Scheme for survivors of institutional child sexual abuse
- the Department of Employment and Workplace Relations to progress critical employment services reform through strengthening integrity, establishing independent compliance mechanisms; and uplifting online capability to meet increased demand for Workforce Australia online services and telephone enquiries
- the National Indigenous Australians Agency to establish the Remote Jobs and Economic Development Program, which will create 3,000 jobs in remote Australia and assist income support recipients move into paid employment over five years
- the Australian Taxation Office to increase capability to bolster tax compliance and protect our taxation and superannuation systems against fraud
- the Department of Finance, Services Australia, the Australian Taxation Office, and supporting agencies including regulators to expand the Digital ID system to advance Australia's digital economy
- the Australian Digital Health Agency to deliver new digital solutions to improve service delivery and increase growth of My Health Record.



### **Investing in Services Australia**

An injection of over 4,000 permanent frontline staff into Services Australia is ensuring Australians can get the help they need, when and where they need it. Investment in these services has reduced wait times for Australians accessing important services and payments, including JobSeeker, Paid Parental Leave, and PBS Safety Net claims.

This has seen a backlog of 500,000 Centrelink and Medicare claims significantly reduced in just ten weeks, meaning more financial supports are getting to Australians dealing with cost-of-living pressures. These new recruits work in smart centres in capital cities and regional centres, including Port Macquarie and Coffs Harbour in New South Wales, Toowoomba and Maryborough in Queensland, and Ballarat and the LaTrobe Valley in Victoria.

With the support of additional funding, including \$2.8 billion in the 2024–25 Budget, Services Australia is modernising its face-to-face services, improving service standards, extending its emergency response capability, enhancing safety and security for customers and staff and sustaining the myGov platform.

### **Investing in the public service to secure our region, build resilience and protect Australians**

The public service provides essential support to Australians, both at home and internationally, in times of need and crisis. The Government remains committed to defence and national security and is responding to the most challenging strategic circumstances Australia has faced since the Second World War. Investments across the Defence, Home Affairs, Attorney-General's and Foreign Affairs portfolios have an important role to play in securing our region and protecting Australians.



### Investing in the public service to deliver AUKUS

The public service has a vital role in delivering the *2024 National Defence Strategy and the Integrated Investment Plan*. AUKUS Pillars I and II will require a highly skilled and specialised APS and industry workforce to deliver new and accelerated defence capability.

The recently established Australian Submarine Agency will create 900 new public service jobs by 2026–27 to support the delivery of a conventionally-armed nuclear-powered submarine capability for Australia, with significant flow on benefits for Australian jobs within defence industry.

As part of the investment in AUKUS Pillar II, Defence will establish the Advanced Strategic Capabilities Accelerator to rapidly translate innovative and advanced technologies into defence capabilities. Complementing this, public service staff are working with international counterparts and industry on delivering AUKUS Pillar II, accelerating the development and delivery of advanced military capabilities.



### Investing in cyber security

The Government has made significant investments in cyber security over the past two years, including as part of the Cyber Security Strategy in the 2023–24 MYEFO. Cyber security is an urgent national problem that touches the lives of every Australian, with one cybercrime reported every six minutes on average.

Investments in the Department of Home Affairs, including the establishment of the National Cyber Security Coordinator, means the public service is able to work across the economy to manage and recover from major cyber incidents. Work is also underway to strengthen Australia's critical national infrastructure by working with industry, including telecommunication providers, hospitals and banks, to better protect infrastructure from attacks and make it more resilient.

Additional investments in the Counter Foreign Interference Taskforce are supporting work to counter foreign interference in Australia, helping to disrupt foreign interference and espionage threats to Australians at home.

Investments in the public service have also supported the Government to better protect our environment, build disaster resilience and preparedness, and back our farmers.

The 2024–25 Budget includes further investments in the public service to secure the region, build resilience and protect Australians, including investment in essential public service staff in the:

- Australian Federal Police, for capabilities such as training, cyber investigations and protective security services, including federal policing at Western Sydney International Airport
- National Emergency Management Agency to ensure the Agency can continue to deliver on the Government’s crisis management activities, including disaster resilience, preparedness and responding to communities in need
- Department of Agriculture, Fisheries and Forestry to support effective delivery of drought and climate resilience outcomes through the Future Drought Fund
- Department of Climate Change, Energy, the Environment and Water to sustain water policy functions and to expand the oversight and independence functions of the Inspector-General of Water Compliance.

## Investing in the public service to manage the economic transformation

The future made in Australia agenda lays the foundations of an ambitious strategy to secure the nation’s future prosperity and resilience as we confront the challenges of the clean energy transition and emerging technologies.

After a decade of delay and inaction on the clean energy transition, the Government has had to rebuild the public service’s capability to manage the economic transformation required to effectively address climate change and deliver the required energy transition.



### Rebuilding capability in the public service to effectively address climate change and support the energy transition

After the 2022 election, the Government established the Department of Climate Change, Energy, the Environment and Water – a department of state that was abolished by the previous Government. The Government has resourced the Department to play an important role in powering Australia with cheaper, cleaner and more reliable energy; with the public service playing a critical role in supporting the net zero industry and job creation. This includes introducing legislation to establish the Net Zero Economy Authority to help guide the net zero transformation. The Department has delivered significant policies and programs to drive Australian climate action, to transform our energy system to deliver cheaper, more reliable power, and to conserve, protect and sustainably manage our environment and water resources.

Over successive Budgets, investments in the Department of Climate Change, Energy, the Environment and Water has enabled the Department to reduce its reliance on contractors from 22.5 per cent of the total workforce in September 2022 to 10.6 per cent currently. Reliance on external consultancies by the Department has fallen by over 40 per cent in the first half of 2023–24 compared to the same period in 2022–23.



### Delivering the Nature Positive Plan

The Government's investments in the Department of Climate Change, Energy, the Environment and Water have sped up environmental approval decisions under the *Environmental Protection and Biodiversity Conservation Act 1999*, with 84 per cent of approvals considered within the statutory timeframe, up from 46 per cent on average under the previous Government. Rebuilding the capacity of the public service will also facilitate renewable and clean energy projects.

These investments are part of the Government's Nature Positive Plan, which also includes establishing an independent Environment Protection Australia to improve confidence in decision-making, and Environment Information Australia, to ensure high quality environmental data is available to facilitate timely and transparent decision-making.

The 2024–25 Budget makes further investments in Australia's economic future, including investment in essential public service staff in:

- the Department of Industry, Science and Resources and the Department of Climate Change, Energy, the Environment and Water to advance Australia's plans to become a renewable energy superpower, including expanding the Hydrogen Headstart program, delivering the 2024 National Hydrogen Strategy and foundational and policy initiatives to expedite the development of Australia's green metals and critical minerals industries
- the Department of Climate Change, Energy, the Environment and Water to implement priority reforms to improve social licence for the energy transition and remove regulatory impediments for renewable energy projects
- Geoscience Australia to provide specialised capabilities in pre-competitive geoscience data collection and analysis of ground water systems and resources to support increases in industry investment
- the Department of Foreign Affairs and Trade and the Department of Finance to support the establishment of a Domestic National Interest Account, to support, as required, investments consistent with the future made in Australia agenda
- the Department of the Treasury to coordinate the development of the future made in Australia legislation and associated policy frameworks, including a new National Interest Framework and Community Benefit Principles. A Treasury taskforce will also lead consultation on a new 'front door' for major projects, which will streamline how investors and business interact with the Government, helping them navigate approvals processes and fast-track major projects where possible.

## **Working for Australia**

The Government recognises that you cannot deliver outcomes for Australians without the foundations of a strong public service. After almost a decade of outsourcing, reduced service outcomes and underinvestment, the Government has invested in the public service to ensure it is best placed to do the job the Australian people expect.

The 2024–25 Budget delivers cost-of-living help and builds a future made in Australia. The Budget helps ease the pressures people are under today and invests in a stronger and more resilient economy. The Government remains committed to delivering quality services, securing our region, and building a stronger economy for all Australians.

An appropriately-resourced public service is critical to delivering on the investments made in the 2024–25 Budget to grow Australia's future prosperity.



Senator the Hon Katy Gallagher

Minister for Finance

Minister for Women

Minister for the Public Service



# Introduction and Guide to Budget Paper No. 4

The purpose of Budget Paper No. 4 is to provide a whole of government view of estimated resourcing managed in the Budget year and previous year by agencies (which are non corporate Commonwealth entities, corporate Commonwealth entities and Commonwealth companies) in the General Government Sector (GGS). The resources include financial resources, staff resources, expenses and net capital investment.

The Budget Papers do not authorise appropriations or impose legal obligations on the Commonwealth.

Budget Paper No. 4 contains three main parts and an appendix with tables of information as follows:

- Part 1 Agency Financial Resourcing
  - 1.1 Agency Resourcing Table
  - 1.2 Special Appropriations Table
  - 1.3 Special Accounts Table
- Part 2 Staffing of Agencies
- Part 3 Expenses and Net Capital Investment
  - 3.1 Departmental Expenses Table
  - 3.2 Net Capital Investment Table

## Appendix A: Agency Outcome Statements

The Agency Financial Resourcing tables present appropriation information by portfolio and then by agency. Estimated resourcing is presented on a cash basis for both the Budget year and previous year (which is printed below the Budget year in italics, or to the left of the Budget year in a separate column). The tables include agencies, Outcomes, special appropriations and special accounts, and estimates of annual appropriations and external revenue, as well as staffing for the 2023–24 and 2024–25 years.

Estimates contained in the Budget Papers incorporate assumptions and judgements based on the best information available at the time of publication.

## Transfer of resourcing between agencies

Agencies may, over the course of a financial year, transfer amounts of resourcing to other agencies, as a result of restructuring, legislative changes, Executive decisions and machinery of government changes enacted by amendments to the Administrative Arrangements Order (AAO). Resourcing, at the date of change and afterwards, is reflected against the agency that gains the resources. Resourcing prior to the date of change is reflected against the agency that formerly managed the resources.

## Annual Appropriation Bills and Acts

Throughout Budget Paper No. 4, references to annual appropriations and Appropriation Bills for 2024–25 should be taken to include the relevant Appropriation Bills.<sup>2</sup>

Annual appropriation amounts appearing for 2023–24 include the relevant Appropriation Acts.<sup>3</sup> References to annual appropriation amounts for 2023–24 do not include the Appropriation Bills (Nos. 5 and 6) 2023–2024, as they had not been enacted at the time of publication.

---

2 The Appropriation Bills are: Appropriation Bill (No. 1) 2024–2025, Appropriation Bill (No. 2) 2024–25 and Appropriation (Parliamentary Departments) Bill (No. 1) 2024–2025.

3 The Appropriation Acts are: *Appropriation Act (No. 1) 2023–2024*, *Appropriation Act (No. 2) 2023–2024*, *Appropriation (Parliamentary Departments) Act (No. 1) 2023–2024*, *Appropriation Act (No. 3) 2023–2024*, *Appropriation Act (No. 4) 2023–2024* and *Appropriation (Parliamentary Departments) Act (No. 2) 2023–2024*.

## Guide to Resourcing Tables

Linkages between tables and amounts presented in Budget Paper No. 4 are illustrated in Figures 1 to 4. A consolidated view of financial resources to be managed by agencies is presented in the Agency Resourcing Table. Amounts in the Agency Resourcing Table can be matched with information in the:

- annual Appropriation Bills
- Special Appropriations Table
- Special Accounts Table.

Figures 1 and 2 show how amounts in the Agency Resourcing Table can be matched with amounts in the annual Appropriations Bills. The Figures also highlight amounts in these Bills for non-operating expenditure and for payments to the States, Territories and local governments.

Figures 3 and 4 show how amounts in the Agency Resourcing Table can be matched with amounts in the Special Appropriations Table and the Special Accounts Table.

Figure 1: Example of the Agency Resourcing Table and Appropriation Bill (No. 1)

**ATTORNEY-GENERAL'S**  
Agency Resourcing—20YY-20ZZ  
*Estimated Actual—20XX-20YY*

Entity/Outcome/ Non-operating	Departmental		Administered Appropriation Bill No. 2							Total \$'000
	Appropriation Bill No. 1 \$'000	Appropriation Bill No. 2 \$'000	Special Appropriation \$'000	Special Accounts (b) \$'000	Appropriation Bill No. 1 \$'000	SPPs \$'000	Other (c) \$'000	Special Appropriation \$'000		
<b>Attorney-General's Department</b>										
Outcome 1	222,339 <i>216,362</i>	-	-	421,610 <i>428,608</i>	380,202 <i>609,127</i>	3,214 <i>7,248</i>	-	3,225 <i>94,338</i>	1,073,203 <i>1,399,416</i>	
Equity Injections	-	8,383 <i>4,731</i>	-	-	-	-	-	-	8,383 <i>4,731</i>	
Administered Assets and Liabilities	-	-	-	-	-	-	1,530 <i>20,712</i>	-	1,530 <i>20,712</i>	
<b>Total</b>	222,339 <i>216,362</i>	8,383 <i>4,731</i>	-	421,610 <i>428,608</i>	380,202 <i>609,127</i>	3,214 <i>7,248</i>	1,530 <i>20,712</i>	3,225 <i>94,338</i>	1,083,116 <i>1,424,859</i>	
<b>PORTFOLIO</b>	<b>2,656,582</b>	<b>83,500</b>								
<b>TOTAL</b>	<b>2,628,962</b>	<b>140,953</b>		<b>618,374</b> <i>633,448</i>	<b>397,162</b> <i>622,137</i>	<b>3,214</b> <i>7,248</i>	<b>1,530</b> <i>20,712</i>	<b>13,525</b> <i>105,288</i>	<b>4,186,074</b> <i>4,613,183</i>	

(b) Amounts credited to a special account that were not appropriated to the entity by an annual Appropriation Act or another Act.  
(c) Includes *New Administered Outcomes* and *administered assets and liabilities* item, within the meaning of Appropriation Bill No.2.

**ATTORNEY-GENERAL'S PORTFOLIO**

Appropriation (plain figures)—20YY-20ZZ  
Actual Available Appropriation (*italic figures*)—20XX-20YY

	Departmental \$'000	Administered \$'000	Total \$'000
<b>ATTORNEY-GENERAL'S DEPARTMENT</b>			
<b>Outcome 1 -</b> A just and secure society through the maintenance and improvement of Australia's law and justice framework and its national security and emergency management system	222,339 <i>216,362</i>	380,202 <i>609,127</i>	602,541 <i>825,489</i>
<b>Total: Attorney-General's Department</b>	<b>222,339</b> <i>216,362</i>	<b>380,202</b> <i>609,127</i>	<b>602,541</b> <i>825,489</i>

Figure 2: Example of the Agency Resourcing Table and Appropriation Bill (No. 2)

ATTORNEY-GENERAL'S										
Agency Resourcing—20YY-20ZZ										
<i>Estimated Actual—20XX-20YY</i>										
Entity/Outcome/ Non-operating	Departmental		Administered Appropriation Bill No. 2							Total \$'000
	Appropriation Bill No. 1 \$'000	Appropriation Bill No. 2 \$'000	Special Appropriation \$'000	Special Accounts (b) \$'000	Special Appropriation Bill No. 1 \$'000	SPPs \$'000	Other (c) \$'000	Special Appropriation \$'000		
<b>Attorney-General's Department</b>										
Outcome 1	222,339	-	-	421,610	380,202	3,214	-	3,225	1,073,203	
Equity Injections	-	8,383	-	-	-	-	-	-	8,383	
Administered Assets and Liabilities	-	-	-	-	-	-	1,530	-	1,530	
<b>Total</b>	<b>222,339</b>	<b>8,383</b>	-	<b>421,610</b>	<b>380,202</b>	<b>3,214</b>	<b>1,530</b>	<b>3,225</b>	<b>1,083,116</b>	
	<i>216,362</i>	<i>4,731</i>	-	<i>428,608</i>	<i>609,127</i>	<i>7,248</i>	<i>20,712</i>	<i>94,338</i>	<i>1,424,859</i>	
<b>PORTFOLIO TOTAL</b>	<b>2,656,582</b>	<b>83,500</b>	-	<b>618,374</b>	<b>397,162</b>	<b>3,214</b>	<b>1,530</b>	<b>13,525</b>	<b>4,186,074</b>	
	<i>2,628,962</i>	<i>140,953</i>	-	<i>633,448</i>	<i>622,137</i>	<i>7,248</i>	<i>20,712</i>	<i>105,288</i>	<i>4,613,183</i>	

(a) Receipts that were not appropriated to the entity by an annual Appropriation Act or another Act.  
 (b) Amounts credited to a special account that were not appropriated to the entity by an annual Appropriation Act or another Act.  
 (c) Includes *New Administered Outcomes* and *administered assets and liabilities item*, within the meaning of Appropriation Bill No.2.

ATTORNEY-GENERAL'S PORTFOLIO			
Appropriation (plain figures)—20YY-20ZZ			
<i>Actual Available Appropriation (italic figures)—20XX-20YY</i>			
	Payments to States, ACT, NT and local government \$'000	New Administered Outcomes \$'000	Total \$'000
<b>ATTORNEY-GENERAL'S DEPARTMENT</b>			
<b>Operating</b>			
<b>Outcome 1 -</b>			
A just and secure society through the maintenance and improvement of Australia's law and justice framework and its national security and emergency management system	3,214	-	3,214
	<i>7,248</i>	-	<i>7,248</i>
<b>Total: Operating</b>	<b>3,214</b>	<b>-</b>	<b>3,214</b>
	<i>7,248</i>	-	<i>7,248</i>
<b>Non-operating</b>			
Equity Injections			8,383
			<i>4,731</i>
Administered Assets and Liabilities			1,530
			<i>20,712</i>
<b>Total: Non-operating</b>			<b>9,913</b>
			<i>25,443</i>
<b>Total: Attorney-General's Department</b>	<b>3,214</b>	<b>-</b>	<b>13,127</b>
	<i>7,248</i>	-	<i>32,691</i>

**Figure 3: Example of the Agency Resourcing Table and Special Appropriations Table**

**ATTORNEY-GENERAL'S**  
Agency Resourcing—20YY-20ZZ  
*Estimated Actual—20XX-20YY*

Entity/Outcome/ Non-operating	Departmental		Administered Appropriation Bill No. 2						Total \$'000
	Appropriation Bill No. 1 \$'000	Appropriation Bill No. 2 \$'000	Special Appropriation \$'000	Special Accounts (b) \$'000	Appropriation Bill No. 1 \$'000	SPPs \$'000	Other (c) \$'000	Special Appropriation \$'000	
<b>Attorney-General's Department</b>									
Outcome 1	222,339	-	-	421,610	380,202	3,214	-	3,225	1,073,203
Equity Injections	216,362	-	-	428,608	609,127	7,248	-	94,338	1,399,416
Administered Assets and Liabilities	-	8,383	-	-	-	-	-	-	8,383
	-	4,731	-	-	-	-	-	-	4,731
	-	-	-	-	-	-	1,530	-	1,530
	-	-	-	-	-	-	20,712	-	20,712
<b>Total</b>	<b>222,339</b>	<b>8,383</b>	<b>-</b>	<b>421,610</b>	<b>380,202</b>	<b>3,214</b>	<b>1,530</b>	<b>3,225</b>	<b>1,083,116</b>
	216,362	4,731	-	428,608	609,127	7,248	20,712	94,338	1,424,859
<b>PORTFOLIO</b>	<b>2,656,582</b>	<b>83,500</b>	<b>-</b>	<b>618,374</b>	<b>397,162</b>	<b>3,214</b>	<b>1,530</b>	<b>13,525</b>	<b>4,186,074</b>
<b>TOTAL</b>	<b>2,628,962</b>	<b>140,953</b>	<b>-</b>	<b>633,448</b>	<b>622,137</b>	<b>7,248</b>	<b>20,712</b>	<b>105,288</b>	<b>4,513,183</b>

(b) Amounts credited to a special account that were not appropriated to the entity by an annual Appropriation Act or another Act.  
(c) Includes *New Administered Outcomes* and *administered assets and liabilities item*, within the meaning of Appropriation Bill No.2.

**Special Appropriations Table**

	Estimated Actual 20XX-20YY (\$'000)	Budget Estimate 20YY-20ZZ (\$'000)
<b>ATTORNEY-GENERAL'S PORTFOLIO</b>		
<b>Attorney-General's Department</b>		
<i>Commonwealth Places (Application of Laws) Act 1970</i>	-	-
<i>Crimes (Superannuation Benefits) Act 1989</i>	-	-
<i>Family Law Act 1975</i>	-	-
<i>Federal Circuit Court of Australia Act 1999</i>	-	-
<i>Federal Court of Australia Act 1976</i>	-	-
<i>High Court Justices (Long Leave Payments) Act 1979</i>	-	-
<i>High Court of Australia Act 1979</i>	-	-
<i>Judges (Long Leave Payments) Act 1979</i>	-	-
<i>Law Officers Act 1964</i>	450	450
<i>Public Governance, Performance and Accountability Act 2013</i>	34	34
<i>Social Security (Administration) Act 1999</i>	93,854	2,741
<b>Total: Attorney-General's Department</b>	<b>94,338</b>	<b>3,225</b>

Figure 4: Example of the Agency Resourcing Table and Special Accounts Table

**ATTORNEY-GENERAL'S**  
Agency Resourcing—20YY-20ZZ  
Estimated Actual—20XX-20YY

Entity/Outcome/ Non-operating	Departmental		Special Appropriation \$'000	Special Accounts (b) \$'000	Special Appropriation Bill No. 1 \$'000	Administered Appropriation Bill No. 2			Total \$'000
	Appropriation Bill No. 1 \$'000	Appropriation Bill No. 2 \$'000				SPPs \$'000	Other (c) \$'000	Special Appropriation \$'000	
<b>Attorney-General's Department</b>									
Outcome 1	222,339	-	-	421,610	380,202	3,214	-	3,225	1,073,203
Equity Injections	216,362	-	-	428,608	609,127	7,248	-	94,338	1,399,416
Administered Assets and Liabilities	-	8,383	-	-	-	-	-	-	8,383
	-	4,731	-	-	-	-	-	-	4,731
	-	-	-	-	-	-	1,530	-	1,530
	-	-	-	-	-	-	20,712	-	20,712
<b>Total</b>	<b>222,339</b>	<b>8,383</b>	-	<b>421,610</b>	<b>380,202</b>	<b>3,214</b>	<b>1,530</b>	<b>3,225</b>	<b>1,083,116</b>
	216,362	4,731	-	428,608	609,127	7,248	20,712	94,338	1,424,859
<b>PORTFOLIO</b>	<b>2,656,582</b>	<b>83,500</b>	-	<b>618,374</b>	<b>397,162</b>	<b>3,214</b>	<b>1,530</b>	<b>13,525</b>	<b>4,186,074</b>
<b>TOTAL</b>	<b>2,628,962</b>	<b>140,953</b>	-	<b>633,448</b>	<b>622,137</b>	<b>7,248</b>	<b>20,712</b>	<b>105,288</b>	<b>4,613,183</b>

(b) Amounts credited to a special account that were not appropriated to the entity by an annual Appropriation Act or another Act.  
(c) Includes *New Administered Outcomes* and *administered assets and liabilities item*, within the meaning of Appropriation Bill No.2.

Budget Estimate—20YY-20ZZ  
Estimated Actual—20XX-20YY

	Opening Balance (\$'000)	Receipts (Non- Appropriated) (\$'000)	Receipts (Appropriated) (\$'000)	Payments (\$'000)	Adjustments (\$'000)	Closing Balance (\$'000)
<b>ATTORNEY-GENERAL'S PORTFOLIO</b>						
<b>Attorney-General's Department</b>						
AGS Client Funds Special Account 2015	-	270,501	-	-270,501	-	-
	-	267,823	-	-267,823	-	-
AGS Operational Special Account 2015	21,760	149,049	-	-145,758	-	25,051
	25,786	142,066	-	-146,092	-	21,760
Services for Other Entities and Trust Moneys - Attorney General's Department Special Account	21,398	2,060	-	-21,581	-	1,877
	20,731	18,719	-	-18,052	-	21,398
<b>Total: Attorney-General's Department</b>	<b>43,158</b>	<b>421,610</b>	<b>-</b>	<b>-437,840</b>	<b>-</b>	<b>26,928</b>
	46,517	428,608	-	-431,967	-	43,158





# Part 1: Agency Financial Resourcing

## Appropriations Framework

An appropriation is a legal entitlement to draw money from the Consolidated Revenue Fund (CRF). Appropriations are either annual appropriations or special appropriations. Annual appropriations are contained in the annual Appropriation Acts. Special appropriations are contained in other Acts.

The CRF is a concept established in section 81 of the Constitution to represent all Commonwealth money. All revenues or moneys raised or received by the Executive Government of the Commonwealth, or any person or organisation acting on behalf of the Commonwealth, automatically form part of the CRF. This includes for example taxes, charges, levies, borrowings, loan repayments and moneys held on behalf of others or in trust. Money automatically forms part of the CRF upon receipt, regardless of whether the money is deposited in a bank account.

Section 83 of the Constitution provides that no money shall be drawn from the Treasury of the Commonwealth except under an appropriation made by law (the 'Treasury' of the Commonwealth equates to the CRF). Section 81 provides that appropriations from the CRF must be applied for expenditure of the Commonwealth. Together, sections 81 and 83 provide that before money may be spent there must be an appropriation, made by law, for the purposes of the Commonwealth. These requirements for an appropriations framework safeguard the constitutional control by the Parliament over Australian Government spending.

The appropriations and expenditure framework for agencies in the Australian Government is based on the accounting concept of control. Where an agency has substantial control, the related appropriation and expenditure is classified as *departmental* and where an agency does not have control, expenditure is classified as *administered*. This classification is unique to government and is not used elsewhere in the Australian economy and is in accordance with the Australian Accounting Standard AASB 1050 *Administered Items*. Whether an agency has *administered* or *departmental* control over resources is based largely on the level of discretion the agency has in using those resources.

*Departmental* appropriations are available to meet expenditure over which an agency has substantial control and are typically used for agency operational expenditure, such as for employees and supplier expenses. *Administered* appropriations are administered by an agency on behalf of the government for the benefit of, or payment to, parties who are external to the agency and not part of the internal operations of that agency.

Administered appropriations are typically used for expenditure such as government grants, subsidies and obligations that arise from legislated eligibility rules and conditions. Further information on the appropriations framework can be found on the Finance website.

## Machinery of Government Changes

The term ‘machinery of government changes’ (MoG changes) describes a variety of organisational or functional changes affecting the Commonwealth. MoG changes often arise from amendments to the Administrative Arrangements Order (AAO) following a Prime Ministerial decision to abolish or create a department or to move functional responsibilities between agencies.

Since the 2023–24 Budget, there have been a number of AAO amendments and other Government decisions resulting in the following MoG changes:

- establishment of the Australian Submarine Agency as a non-corporate Commonwealth entity in the Defence portfolio
- establishment of the National Anti-Corruption Commission as a non-corporate Commonwealth entity in the Attorney-General’s portfolio. The Australian Commission for Law Enforcement Integrity, formerly a non-corporate Commonwealth entity in the Attorney-General’s portfolio was abolished and its functions transferred to the National Anti-Corruption Commission
- establishment of the Office of the Inspector-General of Aged Care as a non-corporate Commonwealth entity in the Health and Aged Care portfolio
- establishment of the Parliamentary Workplace Support Service as a non-corporate Commonwealth entity in the Finance portfolio
- establishment of the High Speed Rail Authority as a corporate Commonwealth entity in the Infrastructure, Transport, Regional Development, Communications and the Arts portfolio. The High Speed Rail Authority adopted the functions of the National Faster Rail Agency, formerly a non-corporate Commonwealth entity in the same portfolio which was abolished
- establishment of the National Reconstruction Fund Corporation as a corporate Commonwealth entity in the Industry, Science and Resources portfolio
- abolishment of the North Queensland Water Infrastructure Authority, a non-corporate Commonwealth entity in the Climate Change, Energy, the Environment and Water portfolio

- transfer of administrative responsibility for the following four deductible gift recipient categories from other Commonwealth entities to the Australian Taxation Office:
  - Register of Cultural Organisations previously administered by the Department of Infrastructure, Transport, Regional Development, Communications and the Arts
  - Register of Environmental Organisations previously administered by the Department of Climate Change, Energy, the Environment and Water
  - Overseas Aid Gift Deductibility Scheme previously administered by the Department of Foreign Affairs and Trade
  - Register of Harm Prevention Charities previously administered by the Department of Social Services.
- transfer of the APS Reform Office from the Department of the Prime Minister and Cabinet to the Australian Public Service Commission
- transfer of cyber-security related policy functions from the Digital Transformation Agency to the Department of Home Affairs
- transfer of the Digital ID functions from the Digital Transformation Agency to the Department of Finance
- transfer of the identity and biometrics function from the Department of Home Affairs to the Attorney-General's Department
- transfer of administrative responsibility for the *Ministers of State Act 1952* from the Department of Finance to the Department of the Prime Minister and Cabinet
- transfer of protective security policy and protective services at Commonwealth establishments and diplomatic and consular premises in Australia functions from the Attorney-General's Department to the Department of Home Affairs
- transfer of the Rural Financial Counselling Service from the National Emergency Management Agency to the Department of Agriculture, Fisheries and Forestry
- re-naming of the Asbestos Safety and Eradication Agency to the Asbestos and Silica Safety and Eradication Agency, a non-corporate Commonwealth entity in the Employment and Workplace Relations portfolio
- re-naming of the Australia Council to Creative Australia, a corporate Commonwealth entity in the Infrastructure, Transport, Regional Development, Communications and the Arts portfolio. Creative Australia adopted the functions of Creative Partnerships Australia Ltd, formerly a Commonwealth company in the same portfolio which was abolished

- re-naming of the National Housing Finance and Investment Corporation to Housing Australia, a corporate Commonwealth entity in the Treasury portfolio.

The AAO documents and further information on AAOs can be found on the website of the Department of the Prime Minister and Cabinet, or on the Federal Register of Legislation. For information on how MoG changes impact on portfolios, refer to the *2024–25 Portfolio Budget Statements* of relevant portfolios.

## Advance to the Finance Minister

The Advance to the Finance Minister (AFM) provisions under the annual Appropriation Acts enable urgently required allocations to be issued to entities during the financial year. Allocations are made through a determination by the Minister for Finance up to a statutory limit in the annual Appropriation Acts.

In 2023–24, AFM provisions totalling \$1 billion were available across *Appropriation Acts (Nos. 1 and 2) 2023–2024* for other urgent and unforeseen expenditure.

At the time of publication, no AFMs have been issued under the 2023–24 annual appropriations.

The Appropriation Bills (Nos. 1 and 2) 2024–2025, once enacted, will include two AFM provisions totalling \$1 billion, for urgent and unforeseen expenditure that is not currently contemplated, comprising:

- \$400 million in Appropriation Bill (No. 1) 2024–2025
- \$600 million in Appropriation Bill (No. 2) 2024–2025.

Further information on AFMs allocated in prior years can be found on the Finance website.

## Overview of Agency Resourcing Table

The Agency Resourcing Table presents a consolidated view of estimated Commonwealth public sector financial resources, which will be managed in the Budget year by agencies, that is, Commonwealth entities and Commonwealth companies subject to the *Public Governance, Performance and Accountability Act 2013*.<sup>4</sup> The Agency Resourcing Table is organised by portfolio and agency, and by agency Outcome.<sup>5</sup> Corporate Commonwealth entities are denoted by a \* in the Agency Resourcing Table and Commonwealth companies are denoted by a #.

The Agency Resourcing Table differentiates the sources of funding, which are annual Appropriation Bills, External Revenue, Special Appropriations and Special Accounts. The amounts are classified into *departmental* and *administered* resourcing, except for special accounts, which can be classified as either or both. The Agency Resourcing Table includes inter-governmental transactions, which occur when one agency in the GGS pays another agency in the GGS for goods and/or services. To eliminate inter-governmental transactions would not accurately represent the financial resources managed by a particular agency.

Amounts in the Agency Resourcing Table can be matched with amounts in the annual Appropriation Bills, Special Appropriations Table and Special Accounts Table. Examples are in Figures 1 to 4 of the section entitled *Guide to Resourcing Tables*.

Appropriations for corporate entities, shown as *administered* in the annual Appropriation Bills, are regarded as *departmental* funding when received by the corporate entities. This is consistent with accounting and reporting requirements and shown as such in the Agency Resourcing Table.

- 
- 4 The total amounts in the Agency Resourcing Table cannot be used to calculate consolidated Commonwealth financial resources. This is because they do not include Public Financial Corporations, Public Non-Financial Corporations and the Australian National University. These are public corporations that typically operate in the commercial sphere, are not in the GGS, and are mostly self-funded. Further information on the nature and classification of agencies can be found in the *Flipchart of PGPA Act Commonwealth entities and companies*, which is available on the Finance website.
- 5 The text of the approved Outcomes which apply to each agency is set out at *Appendix A: Agency Outcome Statements*.

The column headed *External Revenue* in the Agency Resourcing Table presents income received from sources that are not appropriated by Parliament to the agency, including amounts received from other government agencies, individuals, and non-government bodies. In large part, these amounts are for the provision of services.

The column headed Special Accounts in the Agency Resourcing Table shows estimated amounts to be credited to one or more special accounts. This column presents estimated income expected from other government agencies, individuals and non-government bodies. This column is located between the *departmental* and *administered* sides of the Agency Resourcing Table because depending on the legislated purposes of a special account, the resources may be used for *departmental* and/or *administered* expenditure. It is consistent with amounts presented in the *Receipts (non-appropriated)* column of the Special Accounts Table.

The Agency Resourcing Table includes only those special appropriations and special accounts that have been established in law at the time of publication. The Agency Resourcing Table and Special Accounts Table exclude moneys held by an agency on trust for a person other than the Commonwealth. These amounts are not considered resourcing available to the agency, as they are not held on account of the Commonwealth and are not for the use or benefit of the Commonwealth.

**PARLIAMENT**  
 Agency Resourcing – 2024-2025  
 Estimated Actual – 2023-2024

Department/Outcome/ Non-operating	Departmental					Administered				Total \$'000
	Operating \$'000	Non- operating \$'000	External Revenue(a) \$'000	Special Appropriation \$'000	Special Accounts(b) \$'000	Operating \$'000	SPPs \$'000	Non- operating(c) \$'000	Special Appropriation \$'000	
<b>Department of the Senate</b>										
Outcome 1	29,061	-	450	-	-	-	-	-	-	29,511
	27,265	-	450	-	-	-	-	-	-	27,715
Total	29,061	-	450	-	-	-	-	-	-	29,511
	27,265	-	450	-	-	-	-	-	-	27,715
<b>Department of the House of Representatives</b>										
Outcome 1	29,669	-	136	-	-	357	-	-	-	30,162
	27,202	-	149	-	-	347	-	-	-	27,698
Total	29,669	-	136	-	-	357	-	-	-	30,162
	27,202	-	149	-	-	347	-	-	-	27,698
<b>Department of Parliamentary Services</b>										
Outcome 1	210,169	-	16,875	-	-	6,432	-	-	-	233,476
	199,547	-	16,875	-	-	6,040	-	-	-	222,462
Administered Assets and Liabilities	-	-	-	-	-	-	-	41,133	-	41,133
	-	-	-	-	-	-	-	55,200	-	55,200
Total	210,169	-	16,875	-	-	6,432	-	41,133	-	274,609
	199,547	-	16,875	-	-	6,040	-	55,200	-	277,662



## PARLIAMENT

Agency Resourcing – 2024-2025

*Estimated Actual – 2023-2024*

Department/Outcome/ Non-operating	Departmental					Administered				Total \$'000
	Operating \$'000	Non- operating \$'000	External Revenue(a) \$'000	Special Appropriation \$'000	Special Accounts(b) \$'000	Operating \$'000	SPPs \$'000	Non- operating(c) \$'000	Special Appropriation \$'000	
<b>Parliamentary Budget Office</b>										
Outcome 1	9,895	-	-	-	-	-	-	-	-	9,895
	<i>9,137</i>	-	-	-	-	-	-	-	-	<i>9,137</i>
Total	9,895	-	-	-	-	-	-	-	-	9,895
	<i>9,137</i>	-	-	-	-	-	-	-	-	<i>9,137</i>
<b>TOTAL</b>	<b>278,794</b>	-	<b>17,461</b>	-	-	<b>6,789</b>	-	<b>41,133</b>	-	<b>344,177</b>
	<i>263,151</i>	-	<i>17,474</i>	-	-	<i>6,387</i>	-	<i>55,200</i>	-	<i>342,212</i>

a) Receipts that were not appropriated to the entity by an annual Appropriation Act or another Act. Excludes amounts credited to a special account.

b) Amounts credited to a special account that were not appropriated to the entity by an annual Appropriation Act or another Act.

c) Includes *New Administered Outcomes and Administered Assets and Liabilities items*, within the meaning of Appropriation Bill No.2.

### AGRICULTURE, FISHERIES AND FORESTRY

Agency Resourcing – 2024-2025

*Estimated Actual – 2023-2024*

Entity/Outcome/ Non-operating	Departmental					Administered					Total
	Appropriation Bill No. 1	Appropriation Bill No. 2	External Revenue(a)	Special Appropriation	Special Accounts(b)	Appropriation Bill No. 2					
						Appropriation Bill No. 1	SPPs	Other(c)	Special Appropriation		
	\$'000	\$'000	\$'000	\$'000	\$'000	\$'000	\$'000	\$'000	\$'000	\$'000	
<b>Department of Agriculture, Fisheries and Forestry</b>											
Outcome 1	200,704	-	8,789	-	100,000	187,784	-	-	1,069,772	1,567,049	
	213,496	-	64,223	-	100,323	166,124	-	-	1,142,977	1,687,143	
Outcome 2	643,590	-	2,374	-	581,713	51,765	-	-	17,145	1,296,587	
	572,187	-	12,841	-	535,817	76,984	-	-	18,221	1,216,050	
Equity Injections	-	46,116	-	-	-	-	-	-	-	46,116	
	-	57,507	-	-	-	-	-	-	-	57,507	
Administered Assets and Liabilities	-	-	-	-	-	-	-	237,214	-	237,214	
	-	-	-	-	-	-	-	218,214	-	218,214	
<b>Total</b>	<b>844,294</b>	<b>46,116</b>	<b>11,163</b>	<b>-</b>	<b>681,713</b>	<b>239,549</b>	<b>-</b>	<b>237,214</b>	<b>1,086,917</b>	<b>3,146,966</b>	
	<b>785,683</b>	<b>57,507</b>	<b>77,064</b>	<b>-</b>	<b>636,140</b>	<b>243,108</b>	<b>-</b>	<b>218,214</b>	<b>1,161,198</b>	<b>3,178,914</b>	
<b>Australian Pesticides and Veterinary Medicines Authority*</b>											
Outcome 1	2,260	-	45,444	-	-	-	-	-	-	47,704	
	5,905	-	38,696	-	-	-	-	-	-	44,601	
<b>Total</b>	<b>2,260</b>	<b>-</b>	<b>45,444</b>	<b>-</b>	<b>-</b>	<b>-</b>	<b>-</b>	<b>-</b>	<b>-</b>	<b>47,704</b>	
	<b>5,905</b>	<b>-</b>	<b>38,696</b>	<b>-</b>	<b>-</b>	<b>-</b>	<b>-</b>	<b>-</b>	<b>-</b>	<b>44,601</b>	

## AGRICULTURE, FISHERIES AND FORESTRY

Agency Resourcing – 2024-2025

*Estimated Actual – 2023-2024*

Entity/Outcome/ Non-operating	Departmental					Administered					Total \$'000
	Appropriation Bill No. 1 \$'000	Appropriation Bill No. 2 \$'000	External Revenue(a) \$'000	Special Appropriation \$'000	Special Accounts(b) \$'000	Appropriation Bill No. 2					
						Appropriation Bill No. 1 \$'000	SPPs \$'000	Other(c) \$'000	Special Appropriation \$'000		
<b>Cotton Research and Development Corporation*</b>											
Outcome 1	-	-	25,502	-	-	-	-	-	-	-	25,502
	-	-	26,729	-	-	-	-	-	-	-	26,729
<b>Total</b>	-	-	25,502	-	-	-	-	-	-	-	25,502
	-	-	26,729	-	-	-	-	-	-	-	26,729
<b>Fisheries Research and Development Corporation*</b>											
Outcome 1	-	-	48,233	-	-	-	-	-	-	-	48,233
	-	-	50,058	-	-	-	-	-	-	-	50,058
<b>Total</b>	-	-	48,233	-	-	-	-	-	-	-	48,233
	-	-	50,058	-	-	-	-	-	-	-	50,058
<b>Grains Research and Development Corporation*</b>											
Outcome 1	-	-	296,866	-	-	-	-	-	-	-	296,866
	-	-	386,349	-	-	-	-	-	-	-	386,349
<b>Total</b>	-	-	296,866	-	-	-	-	-	-	-	296,866
	-	-	386,349	-	-	-	-	-	-	-	386,349

## AGRICULTURE, FISHERIES AND FORESTRY

Agency Resourcing – 2024-2025

*Estimated Actual – 2023-2024*

Entity/Outcome/ Non-operating	Departmental					Administered					Total
	Appropriation Bill No. 1	Appropriation Bill No. 2	External Revenue(a)	Special Appropriation	Special Accounts(b)	Appropriation Bill No. 2					
						Appropriation Bill No. 1	SPPs	Other(c)	Special Appropriation		
	\$'000	\$'000	\$'000	\$'000	\$'000	\$'000	\$'000	\$'000	\$'000	\$'000	
<b>Regional Investment Corporation*</b>											
Outcome 1	22,586	-	-	-	-	-	-	-	-	-	22,586
	<u>22,063</u>	-	-	-	-	-	-	-	-	-	<u>22,063</u>
Total	22,586	-	-	-	-	-	-	-	-	-	22,586
	<u>22,063</u>	-	-	-	-	-	-	-	-	-	<u>22,063</u>
<b>Rural Industries Research and Development Corporation*</b>											
Outcome 1	-	-	54,753	-	-	-	-	-	-	-	54,753
	-	-	<u>61,532</u>	-	-	-	-	-	-	-	<u>61,532</u>
Total	-	-	54,753	-	-	-	-	-	-	-	54,753
	-	-	<u>61,532</u>	-	-	-	-	-	-	-	<u>61,532</u>
<b>Wine Australia*</b>											
Outcome 1	-	-	32,698	-	-	-	-	-	-	-	32,698
	-	-	<u>43,414</u>	-	-	-	-	-	-	-	<u>43,414</u>
Total	-	-	32,698	-	-	-	-	-	-	-	32,698
	-	-	<u>43,414</u>	-	-	-	-	-	-	-	<u>43,414</u>

## AGRICULTURE, FISHERIES AND FORESTRY

Agency Resourcing – 2024-2025

*Estimated Actual – 2023-2024*

Entity/Outcome/ Non-operating	Departmental					Administered					Total
	Appropriation Bill No. 1	Appropriation Bill No. 2	External Revenue(a)	Special Appropriation	Special Accounts(b)	Appropriation Bill No. 2					
						Appropriation Bill No. 1	SPPs	Other(c)	Special Appropriation		
	\$'000	\$'000	\$'000	\$'000	\$'000	\$'000	\$'000	\$'000	\$'000	\$'000	
<b>Australian Fisheries Management Authority</b>											
Outcome 1	32,444	-	-	-	19,667	6,265	-	-	-	58,376	
	<b>31,439</b>	-	-	-	<b>18,146</b>	<b>6,031</b>	-	-	-	<b>55,616</b>	
Total	32,444	-	-	-	19,667	6,265	-	-	-	58,376	
	<b>31,439</b>	-	-	-	<b>18,146</b>	<b>6,031</b>	-	-	-	<b>55,616</b>	
<b>PORTFOLIO</b>	<b>901,584</b>	<b>46,116</b>	<b>514,659</b>	-	<b>701,380</b>	<b>245,814</b>	-	<b>237,214</b>	<b>1,086,917</b>	<b>3,733,684</b>	
<b>TOTAL</b>	<b>845,090</b>	<b>57,507</b>	<b>683,842</b>	-	<b>654,286</b>	<b>249,139</b>	-	<b>218,214</b>	<b>1,161,198</b>	<b>3,869,276</b>	

a) Receipts that were not appropriated to the entity by an annual Appropriation Act or another Act. Excludes amounts credited to a special account.

b) Amounts credited to a special account that were not appropriated to the entity by an annual Appropriation Act or another Act.

c) Includes *New Administered Outcomes and Administered Assets and Liabilities items*, within the meaning of Appropriation Bill No.2.

### ATTORNEY-GENERAL'S

Agency Resourcing – 2024-2025

Estimated Actual – 2023-2024

Entity/Outcome/ Non-operating	Departmental					Administered					Total
	Appropriation Bill No. 1	Appropriation Bill No. 2	External Revenue(a)	Special Appropriation	Special Accounts(b)	Appropriation Bill No. 2					
						Appropriation Bill No. 1	SPPs	Other(c)	Special Appropriation		
	\$'000	\$'000	\$'000	\$'000	\$'000	\$'000	\$'000	\$'000	\$'000	\$'000	
<b>Attorney-General's Department</b>											
Outcome 1	325,977	-	202,131	-	29,568	411,948	-	-	330	969,954	
	295,039	-	186,064	-	48,790	487,365	-	-	980	1,018,238	
Equity Injections	-	3,166	-	-	-	-	-	-	-	3,166	
	-	5,163	-	-	-	-	-	-	-	5,163	
Administered Assets and Liabilities	-	-	-	-	-	-	-	-	-	-	
	-	-	-	-	-	-	-	1,356	-	1,356	
<b>Total</b>	<b>325,977</b>	<b>3,166</b>	<b>202,131</b>	<b>-</b>	<b>29,568</b>	<b>411,948</b>	<b>-</b>	<b>-</b>	<b>330</b>	<b>973,120</b>	
	<b>295,039</b>	<b>5,163</b>	<b>186,064</b>	<b>-</b>	<b>48,790</b>	<b>487,365</b>	<b>-</b>	<b>1,356</b>	<b>980</b>	<b>1,024,757</b>	
<b>Australian Human Rights Commission*</b>											
Outcome 1	32,129	-	9,547	-	-	-	-	-	-	41,676	
	31,315	-	10,377	-	-	-	-	-	-	41,692	
<b>Total</b>	<b>32,129</b>	<b>-</b>	<b>9,547</b>	<b>-</b>	<b>-</b>	<b>-</b>	<b>-</b>	<b>-</b>	<b>-</b>	<b>41,676</b>	
	<b>31,315</b>	<b>-</b>	<b>10,377</b>	<b>-</b>	<b>-</b>	<b>-</b>	<b>-</b>	<b>-</b>	<b>-</b>	<b>41,692</b>	

## ATTORNEY-GENERAL'S

Agency Resourcing – 2024-2025

*Estimated Actual – 2023-2024*

Entity/Outcome/ Non-operating	Departmental					Administered					Total
	Appropriation Bill No. 1	Appropriation Bill No. 2	External Revenue(a)	Special Appropriation	Special Accounts(b)	Appropriation Bill No. 2					
						Appropriation Bill No. 1	SPPs	Other(c)	Special Appropriation		
	\$'000	\$'000	\$'000	\$'000	\$'000	\$'000	\$'000	\$'000	\$'000	\$'000	
<b>Administrative Appeals Tribunal</b>											
Outcome 1	262,163	-	250	-	-	-	-	-	7,500	269,913	
	<i>226,735</i>	<i>-</i>	<i>250</i>	<i>-</i>	<i>-</i>	<i>-</i>	<i>-</i>	<i>-</i>	<i>7,500</i>	<i>234,485</i>	
Equity Injections	-	2,316	-	-	-	-	-	-	-	2,316	
	<i>-</i>	<i>3,135</i>	<i>-</i>	<i>-</i>	<i>-</i>	<i>-</i>	<i>-</i>	<i>-</i>	<i>-</i>	<i>3,135</i>	
<b>Total</b>	<u>262,163</u>	<u>2,316</u>	<u>250</u>	<u>-</u>	<u>-</u>	<u>-</u>	<u>-</u>	<u>-</u>	<u>7,500</u>	<u>272,229</u>	
	<i>226,735</i>	<i>3,135</i>	<i>250</i>	<i>-</i>	<i>-</i>	<i>-</i>	<i>-</i>	<i>-</i>	<i>7,500</i>	<i>237,620</i>	
<b>Australian Criminal Intelligence Commission</b>											
Outcome 1	148,318	-	4,610	-	147,719	-	-	-	-	300,647	
	<i>149,680</i>	<i>-</i>	<i>11,728</i>	<i>-</i>	<i>142,630</i>	<i>-</i>	<i>-</i>	<i>-</i>	<i>-</i>	<i>304,038</i>	
Equity Injections	-	23,606	-	-	-	-	-	-	-	23,606	
	<i>-</i>	<i>4,230</i>	<i>-</i>	<i>-</i>	<i>-</i>	<i>-</i>	<i>-</i>	<i>-</i>	<i>-</i>	<i>4,230</i>	
<b>Total</b>	<u>148,318</u>	<u>23,606</u>	<u>4,610</u>	<u>-</u>	<u>147,719</u>	<u>-</u>	<u>-</u>	<u>-</u>	<u>-</u>	<u>324,253</u>	
	<i>149,680</i>	<i>4,230</i>	<i>11,728</i>	<i>-</i>	<i>142,630</i>	<i>-</i>	<i>-</i>	<i>-</i>	<i>-</i>	<i>308,268</i>	

### ATTORNEY-GENERAL'S

Agency Resourcing – 2024-2025

Estimated Actual – 2023-2024

Entity/Outcome/ Non-operating	Departmental					Administered					Total
	Appropriation Bill No. 1	Appropriation Bill No. 2	External Revenue(a)	Special Appropriation	Special Accounts(b)	Appropriation Bill No. 2					
						Appropriation Bill No. 1	SPPs	Other(c)	Special Appropriation		
	\$'000	\$'000	\$'000	\$'000	\$'000	\$'000	\$'000	\$'000	\$'000	\$'000	
<b>Australian Federal Police</b>											
Outcome 1	898,576	-	91,974	-	9,536	1,107	-	-	50	1,001,243	
	896,700	-	108,985	-	11,488	1,071	-	-	50	1,018,294	
Outcome 2	-	-	220,813	-	-	-	-	-	-	220,813	
	-	-	217,600	-	-	-	-	-	-	217,600	
Outcome 3	700,242	-	67,907	-	-	49,092	-	-	-	817,241	
	677,793	-	69,154	-	-	29,078	-	-	-	776,025	
Equity Injections	-	44,550	-	-	-	-	-	-	-	44,550	
	-	65,535	-	-	-	-	-	-	-	65,535	
<b>Total</b>	<b>1,598,818</b>	<b>44,550</b>	<b>380,694</b>	<b>-</b>	<b>9,536</b>	<b>50,199</b>	<b>-</b>	<b>-</b>	<b>50</b>	<b>2,083,847</b>	
	<b>1,574,493</b>	<b>65,535</b>	<b>395,739</b>	<b>-</b>	<b>11,488</b>	<b>30,149</b>	<b>-</b>	<b>-</b>	<b>50</b>	<b>2,077,454</b>	



## ATTORNEY-GENERAL'S

Agency Resourcing – 2024-2025

*Estimated Actual – 2023-2024*

Entity/Outcome/ Non-operating	Departmental					Administered					Total
	Appropriation Bill No. 1	Appropriation Bill No. 2	External Revenue(a)	Special Appropriation	Special Accounts(b)	Appropriation Bill No. 2					
						Appropriation Bill No. 1	SPPs	Other(c)	Special Appropriation		
\$'000	\$'000	\$'000	\$'000	\$'000	\$'000	\$'000	\$'000	\$'000	\$'000	\$'000	
<b>Australian Financial Security Authority</b>											
Outcome 1	52,269	-	49,952	-	60,447	-	-	-	3,000	165,668	
	<i>57,291</i>	-	<i>46,403</i>	-	<i>59,202</i>	-	-	-	<i>3,000</i>	<i>165,896</i>	
Total	52,269	-	49,952	-	60,447	-	-	-	3,000	165,668	
	<i>57,291</i>	-	<i>46,403</i>	-	<i>59,202</i>	-	-	-	<i>3,000</i>	<i>165,896</i>	
<b>Australian Institute of Criminology</b>											
Outcome 1	5,507	-	-	-	593	-	-	-	-	6,100	
	<i>5,685</i>	-	-	-	<i>661</i>	-	-	-	-	<i>6,346</i>	
Total	5,507	-	-	-	593	-	-	-	-	6,100	
	<i>5,685</i>	-	-	-	<i>661</i>	-	-	-	-	<i>6,346</i>	

### ATTORNEY-GENERAL'S

Agency Resourcing – 2024-2025

*Estimated Actual – 2023-2024*

Entity/Outcome/ Non-operating	Departmental					Administered					Total
	Appropriation Bill No. 1	Appropriation Bill No. 2	External Revenue(a)	Special Appropriation	Special Accounts(b)	Appropriation Bill No. 2					
						Appropriation Bill No. 1	SPPs	Other(c)	Special Appropriation		
	\$'000	\$'000	\$'000	\$'000	\$'000	\$'000	\$'000	\$'000	\$'000	\$'000	
<b>Australian Law Reform Commission</b>											
Outcome 1	2,998	-	1	-	-	-	-	-	-	2,999	
	4,428	-	1	-	-	-	-	-	-	4,429	
Total	2,998	-	1	-	-	-	-	-	-	2,999	
	4,428	-	1	-	-	-	-	-	-	4,429	
<b>Australian Transaction Reports and Analysis Centre</b>											
Outcome 1	153,342	-	5,847	-	-	-	-	-	-	159,189	
	100,856	-	10,096	-	-	-	-	-	-	110,952	
Equity Injections	-	15,050	-	-	-	-	-	-	-	15,050	
	-	11,334	-	-	-	-	-	-	-	11,334	
Total	153,342	15,050	5,847	-	-	-	-	-	-	174,239	
	100,856	11,334	10,096	-	-	-	-	-	-	122,286	

## ATTORNEY-GENERAL'S

Agency Resourcing – 2024-2025

*Estimated Actual – 2023-2024*

Entity/Outcome/ Non-operating	Departmental					Administered					Total
	Appropriation Bill No. 1	Appropriation Bill No. 2	External Revenue(a)	Special Appropriation	Special Accounts(b)	Appropriation Bill No. 2					
						Appropriation Bill No. 1	SPPs	Other(c)	Special Appropriation		
	\$'000	\$'000	\$'000	\$'000	\$'000	\$'000	\$'000	\$'000	\$'000	\$'000	
<b>Federal Court of Australia</b>											
Outcome 1	79,987	-	1,435	-	-	-	-	-	-	600	82,022
	<i>71,428</i>	<i>-</i>	<i>1,435</i>	<i>-</i>	<i>-</i>	<i>-</i>	<i>-</i>	<i>-</i>	<i>-</i>	<i>600</i>	<i>73,463</i>
Outcome 2	49,370	-	-	-	-	-	-	-	-	100	49,470
	<i>48,561</i>	<i>-</i>	<i>-</i>	<i>-</i>	<i>-</i>	<i>-</i>	<i>-</i>	<i>-</i>	<i>-</i>	<i>100</i>	<i>48,661</i>
Outcome 3	116,057	-	-	-	-	947	-	-	-	200	117,204
	<i>106,950</i>	<i>-</i>	<i>-</i>	<i>-</i>	<i>-</i>	<i>931</i>	<i>-</i>	<i>-</i>	<i>-</i>	<i>200</i>	<i>108,081</i>
Outcome 4	162,595	-	792	-	-	-	-	-	-	-	163,387
	<i>131,562</i>	<i>-</i>	<i>790</i>	<i>-</i>	<i>-</i>	<i>-</i>	<i>-</i>	<i>-</i>	<i>-</i>	<i>-</i>	<i>132,352</i>
Total	408,009	-	2,227	-	-	947	-	-	-	900	412,083
	<i>358,501</i>	<i>-</i>	<i>2,225</i>	<i>-</i>	<i>-</i>	<i>931</i>	<i>-</i>	<i>-</i>	<i>-</i>	<i>900</i>	<i>362,557</i>
<b>High Court of Australia</b>											
Outcome 1	20,951	-	625	-	-	-	-	-	-	-	21,576
	<i>20,192</i>	<i>-</i>	<i>800</i>	<i>-</i>	<i>-</i>	<i>-</i>	<i>-</i>	<i>-</i>	<i>-</i>	<i>-</i>	<i>20,992</i>
Equity Injections	-	550	-	-	-	-	-	-	-	-	550
	<i>-</i>	<i>850</i>	<i>-</i>	<i>-</i>	<i>-</i>	<i>-</i>	<i>-</i>	<i>-</i>	<i>-</i>	<i>-</i>	<i>850</i>
Total	20,951	550	625	-	-	-	-	-	-	-	22,126
	<i>20,192</i>	<i>850</i>	<i>800</i>	<i>-</i>	<i>-</i>	<i>-</i>	<i>-</i>	<i>-</i>	<i>-</i>	<i>-</i>	<i>21,842</i>

### ATTORNEY-GENERAL'S

Agency Resourcing – 2024-2025

Estimated Actual – 2023-2024

Entity/Outcome/ Non-operating	Departmental					Administered					Total
	Appropriation Bill No. 1	Appropriation Bill No. 2	External Revenue(a)	Special Appropriation	Special Accounts(b)	Appropriation Bill No. 2			Special Appropriation		
						Appropriation Bill No. 1	SPPs	Other(c)			
	\$'000	\$'000	\$'000	\$'000	\$'000	\$'000	\$'000	\$'000	\$'000	\$'000	
<b>National Anti-Corruption Commission</b>											
Outcome 1	65,551	-	-	-	-	-	-	-	-	-	65,551
	57,533	-	-	-	-	-	-	-	-	-	57,533
Equity Injections	-	1,692	-	-	-	-	-	-	-	-	1,692
	-	27,839	-	-	-	-	-	-	-	-	27,839
Total	65,551	1,692	-	-	-	-	-	-	-	-	67,243
	57,533	27,839	-	-	-	-	-	-	-	-	85,372
<b>Office of the Australian Information Commissioner</b>											
Outcome 1	36,792	-	-	-	-	-	-	-	-	-	36,792
	45,125	-	178	-	-	-	-	-	-	-	45,303
Equity Injections	-	-	-	-	-	-	-	-	-	-	-
	-	1,000	-	-	-	-	-	-	-	-	1,000
Total	36,792	-	-	-	-	-	-	-	-	-	36,792
	45,125	1,000	178	-	-	-	-	-	-	-	46,303

## ATTORNEY-GENERAL'S

Agency Resourcing – 2024-2025

*Estimated Actual – 2023-2024*

Entity/Outcome/ Non-operating	Departmental					Administered					Total
	Appropriation Bill No. 1	Appropriation Bill No. 2	External Revenue(a)	Special Appropriation	Special Accounts(b)	Appropriation Bill No. 2					
						Appropriation Bill No. 1	SPPs	Other(c)	Special Appropriation		
\$'000	\$'000	\$'000	\$'000	\$'000	\$'000	\$'000	\$'000	\$'000	\$'000	\$'000	
<b>Office of the Commonwealth Ombudsman</b>											
Outcome 1	46,358	-	4,700	-	-	-	-	-	-	-	51,058
	<i>42,994</i>	<i>-</i>	<i>4,385</i>	<i>-</i>	<i>-</i>	<i>-</i>	<i>-</i>	<i>-</i>	<i>-</i>	<i>-</i>	<i>47,379</i>
Total	46,358	-	4,700	-	-	-	-	-	-	-	51,058
	<i>42,994</i>	<i>-</i>	<i>4,385</i>	<i>-</i>	<i>-</i>	<i>-</i>	<i>-</i>	<i>-</i>	<i>-</i>	<i>-</i>	<i>47,379</i>
<b>Office of the Director of Public Prosecutions</b>											
Outcome 1	132,807	-	11,070	-	-	-	-	3,000	-	-	146,877
	<i>107,878</i>	<i>-</i>	<i>11,608</i>	<i>-</i>	<i>-</i>	<i>-</i>	<i>-</i>	<i>-</i>	<i>-</i>	<i>-</i>	<i>119,486</i>
Equity Injections	-	-	-	-	-	-	-	-	-	-	-
	<i>-</i>	<i>2,200</i>	<i>-</i>	<i>-</i>	<i>-</i>	<i>-</i>	<i>-</i>	<i>-</i>	<i>-</i>	<i>-</i>	<i>2,200</i>
Total	132,807	-	11,070	-	-	-	-	3,000	-	-	146,877
	<i>107,878</i>	<i>2,200</i>	<i>11,608</i>	<i>-</i>	<i>-</i>	<i>-</i>	<i>-</i>	<i>-</i>	<i>-</i>	<i>-</i>	<i>121,686</i>

**ATTORNEY-GENERAL'S**

Agency Resourcing – 2024-2025

*Estimated Actual – 2023-2024*

Entity/Outcome/ Non-operating	Departmental					Administered					Total
	Appropriation Bill No. 1	Appropriation Bill No. 2	External Revenue(a)	Special Appropriation	Special Accounts(b)	Appropriation Bill No. 2			Special Appropriation		
						Appropriation Bill No. 1	SPPs	Other(c)			
	\$'000	\$'000	\$'000	\$'000	\$'000	\$'000	\$'000	\$'000	\$'000	\$'000	
<b>Office of the Inspector-General of Intelligence and Security</b>											
Outcome 1	16,483	-	86	-	-	-	-	-	-	16,569	
	<i>13,701</i>	-	<i>286</i>	-	-	-	-	-	-	<i>13,987</i>	
Total	16,483	-	86	-	-	-	-	-	-	16,569	
	<i>13,701</i>	-	<i>286</i>	-	-	-	-	-	-	<i>13,987</i>	
<b>Office of Parliamentary Counsel</b>											
Outcome 1	23,711	-	7,704	-	-	-	-	-	-	31,415	
	<i>21,480</i>	-	<i>8,065</i>	-	-	-	-	-	-	<i>29,545</i>	
Equity Injections	-	600	-	-	-	-	-	-	-	600	
	-	<i>700</i>	-	-	-	-	-	-	-	<i>700</i>	
Total	23,711	600	7,704	-	-	-	-	-	-	32,015	
	<i>21,480</i>	<i>700</i>	<i>8,065</i>	-	-	-	-	-	-	<i>30,245</i>	

## ATTORNEY-GENERAL'S

Agency Resourcing – 2024-2025

*Estimated Actual – 2023-2024*

Entity/Outcome/ Non-operating	Departmental				Administered						Total
	Appropriation Bill No. 1	Appropriation Bill No. 2	External Revenue(a)	Special Appropriation	Appropriation Bill No. 2						
					Special Accounts(b)	Appropriation Bill No. 1	SPPs	Other(c)	Special Appropriation	\$'000	
\$'000	\$'000	\$'000	\$'000	\$'000	\$'000	\$'000	\$'000	\$'000	\$'000	\$'000	
<b>Office of the Special Investigator</b>											
Outcome 1	57,875	-	-	-	-	-	-	-	-	-	57,875
	56,206	-	-	-	-	-	-	-	-	-	56,206
Equity Injections	-	500	-	-	-	-	-	-	-	-	500
	-	500	-	-	-	-	-	-	-	-	500
Total	57,875	500	-	-	-	-	-	-	-	-	58,375
	56,206	500	-	-	-	-	-	-	-	-	56,706
<b>PORTFOLIO</b>	<b>3,390,058</b>	<b>92,030</b>	<b>679,444</b>	-	<b>247,863</b>	<b>463,094</b>	-	<b>3,000</b>	<b>11,780</b>	<b>4,887,269</b>	
<b>TOTAL</b>	<b>3,169,132</b>	<b>122,486</b>	<b>688,205</b>	-	<b>262,771</b>	<b>518,445</b>	-	<b>1,356</b>	<b>12,430</b>	<b>4,774,825</b>	

- a) Receipts that were not appropriated to the entity by an annual Appropriation Act or another Act. Excludes amounts credited to a special account.
- b) Amounts credited to a special account that were not appropriated to the entity by an annual Appropriation Act or another Act.
- c) Includes *New Administered Outcomes and Administered Assets and Liabilities items*, within the meaning of Appropriation Bill No.2.

## CLIMATE CHANGE, ENERGY, THE ENVIRONMENT AND WATER

Agency Resourcing – 2024-2025

*Estimated Actual – 2023-2024*

Entity/Outcome/ Non-operating	Departmental					Administered					Total
	Appropriation Bill No. 1	Appropriation Bill No. 2	External Revenue(a)	Special Appropriation	Special Accounts(b)	Appropriation Bill No. 2			Special Appropriation		
						Appropriation Bill No. 1	SPPs	Other(c)			
	\$'000	\$'000	\$'000	\$'000	\$'000	\$'000	\$'000	\$'000	\$'000	\$'000	
<b>Department of Climate Change, Energy, the Environment and Water</b>											
Outcome 1	436,491	-	1,769	-	350,000	827,465	-	-	4,502	1,620,227	
	338,815	-	3,567	-	404,159	748,628	-	-	30	1,495,199	
Outcome 2	497,066	-	3,335	-	13,450	488,168	-	-	81	1,002,100	
	423,286	-	4,820	-	16,311	411,190	-	-	81	855,688	
Outcome 3	318,035	-	8,000	-	-	5,000	-	-	-	331,035	
	336,944	-	9,000	-	-	5,000	-	-	-	350,944	
Outcome 4	141,947	-	-	-	2,799	134,705	-	-	-	279,451	
	101,520	-	-	-	2,680	276,072	-	-	-	380,272	
Equity Injections	-	19,989	-	-	-	-	-	-	-	19,989	
	-	24,123	-	-	-	-	-	-	-	24,123	
Administered Assets and Liabilities	-	-	-	-	-	-	-	2,568,780	-	2,568,780	
	-	-	-	-	-	-	-	8,820,397	-	8,820,397	
<b>Total</b>	<b>1,393,539</b>	<b>19,989</b>	<b>13,104</b>	<b>-</b>	<b>366,249</b>	<b>1,455,338</b>	<b>-</b>	<b>2,568,780</b>	<b>4,583</b>	<b>5,821,582</b>	
	<b>1,200,565</b>	<b>24,123</b>	<b>17,387</b>	<b>-</b>	<b>423,150</b>	<b>1,440,890</b>	<b>-</b>	<b>8,820,397</b>	<b>111</b>	<b>11,926,623</b>	



## CLIMATE CHANGE, ENERGY, THE ENVIRONMENT AND WATER

Agency Resourcing – 2024-2025

*Estimated Actual – 2023-2024*

Entity/Outcome/ Non-operating	Departmental					Administered					Total
						<u>Appropriation Bill No. 2</u>					
	Appropriation Bill No. 1	Appropriation Bill No. 2	External Revenue(a)	Special Appropriation	Special Accounts(b)	Appropriation Bill No. 1	SPPs	Other(c)	Special Appropriation	\$'000	
	\$'000	\$'000	\$'000	\$'000	\$'000	\$'000	\$'000	\$'000	\$'000	\$'000	
<b>Australian Institute of Marine Science*</b>											
Outcome 1	81,869	-	46,239	-	-	-	-	-	-	-	128,108
	99,852	-	37,606	-	-	-	-	-	-	-	137,458
Equity Injections	-	11,416	-	-	-	-	-	-	-	-	11,416
	-	29,246	-	-	-	-	-	-	-	-	29,246
<b>Total</b>	81,869	11,416	46,239	-	-	-	-	-	-	-	139,524
	99,852	29,246	37,606	-	-	-	-	-	-	-	166,704
<b>Australian Renewable Energy Agency*</b>											
Outcome 1	465,264	-	1,420	-	-	-	-	-	-	-	466,684
	320,963	-	1,330	-	-	-	-	-	-	-	322,293
<b>Total</b>	465,264	-	1,420	-	-	-	-	-	-	-	466,684
	320,963	-	1,330	-	-	-	-	-	-	-	322,293
<b>Clean Energy Finance Corporation*</b>											
Outcome 1	20,800	-	304,972	-	-	-	-	-	-	-	325,772
	20,811	-	240,276	-	-	-	-	-	-	-	261,087
<b>Total</b>	20,800	-	304,972	-	-	-	-	-	-	-	325,772
	20,811	-	240,276	-	-	-	-	-	-	-	261,087

### CLIMATE CHANGE, ENERGY, THE ENVIRONMENT AND WATER

Agency Resourcing – 2024-2025

*Estimated Actual – 2023-2024*

Entity/Outcome/ Non-operating	Departmental					Administered					Total
	Appropriation Bill No. 1	Appropriation Bill No. 2	External Revenue(a)	Special Appropriation	Special Accounts(b)	Appropriation Bill No. 2					
						Appropriation Bill No. 1	SPPs	Other(c)	Special Appropriation		
	\$'000	\$'000	\$'000	\$'000	\$'000	\$'000	\$'000	\$'000	\$'000	\$'000	
<b>Director of National Parks*</b>											
Outcome 1	113,295	-	36,961	-	-	-	-	-	-	150,256	
	<i>106,592</i>	-	<i>24,345</i>	-	-	-	-	-	-	<i>130,937</i>	
Equity Injections	-	72,288	-	-	-	-	-	-	-	72,288	
	-	<b>36,883</b>	-	-	-	-	-	-	-	<b>36,883</b>	
Total	113,295	72,288	36,961	-	-	-	-	-	-	222,544	
	<i>106,592</i>	<b>36,883</b>	<i>24,345</i>	-	-	-	-	-	-	<i>167,820</i>	
<b>Murray-Darling Basin Authority*</b>											
Outcome 1	84,670	-	129,485	-	-	-	-	-	-	214,155	
	<i>87,880</i>	-	<i>124,406</i>	-	-	-	-	-	-	<i>212,286</i>	
Equity Injections	-	-	-	-	-	-	-	-	-	-	
	-	<b>9,998</b>	-	-	-	-	-	-	-	<b>9,998</b>	
Total	84,670	-	129,485	-	-	-	-	-	-	214,155	
	<i>87,880</i>	<b>9,998</b>	<i>124,406</i>	-	-	-	-	-	-	<i>222,284</i>	

## CLIMATE CHANGE, ENERGY, THE ENVIRONMENT AND WATER

Agency Resourcing – 2024-2025

*Estimated Actual – 2023-2024*

Entity/Outcome/ Non-operating	Departmental					Administered					Total
	Appropriation Bill No. 1	Appropriation Bill No. 2	External Revenue(a)	Special Appropriation	Special Accounts(b)	Appropriation Bill No. 2					
						Appropriation Bill No. 1	SPPs	Other(c)	Special Appropriation		
	\$'000	\$'000	\$'000	\$'000	\$'000	\$'000	\$'000	\$'000	\$'000	\$'000	
<b>Sydney Harbour Federation Trust*</b>											
Outcome 1	650	-	22,342	-	-	-	-	-	-	22,992	
	<i>4,598</i>	-	<i>22,135</i>	-	-	-	-	-	-	<i>26,733</i>	
Equity Injections	-	18,911	-	-	-	-	-	-	-	18,911	
	-	<i>25,591</i>	-	-	-	-	-	-	-	<i>25,591</i>	
Total	650	18,911	22,342	-	-	-	-	-	-	41,903	
	<i>4,598</i>	<i>25,591</i>	<i>22,135</i>	-	-	-	-	-	-	<i>52,324</i>	
<b>Bureau of Meteorology</b>											
Outcome 1	440,088	-	100,519	-	-	-	-	-	-	540,607	
	<i>429,251</i>	-	<i>100,862</i>	-	-	-	-	-	-	<i>530,113</i>	
Equity Injections	-	29,593	-	-	-	-	-	-	-	29,593	
	-	<i>10,788</i>	-	-	-	-	-	-	-	<i>10,788</i>	
Total	440,088	29,593	100,519	-	-	-	-	-	-	570,200	
	<i>429,251</i>	<i>10,788</i>	<i>100,862</i>	-	-	-	-	-	-	<i>540,901</i>	

### CLIMATE CHANGE, ENERGY, THE ENVIRONMENT AND WATER

Agency Resourcing – 2024-2025

Estimated Actual – 2023-2024

Entity/Outcome/ Non-operating	Departmental					Administered					Total
	Appropriation Bill No. 1	Appropriation Bill No. 2	External Revenue(a)	Special Appropriation	Special Accounts(b)	Appropriation Bill No. 2					
						Appropriation Bill No. 1	SPPs	Other(c)	Special Appropriation		
	\$'000	\$'000	\$'000	\$'000	\$'000	\$'000	\$'000	\$'000	\$'000	\$'000	
<b>Clean Energy Regulator</b>											
Outcome 1	109,067	-	-	-	3,500	269,947	-	-	509	383,023	
	127,598	-	-	-	3,500	332,743	-	-	509	464,350	
Outcome 2	6,500	-	-	-	-	-	-	-	-	6,500	
	6,972	-	-	-	-	-	-	-	-	6,972	
Total	115,567	-	-	-	3,500	269,947	-	-	509	389,523	
	134,570	-	-	-	3,500	332,743	-	-	509	471,322	
<b>Climate Change Authority</b>											
Outcome 1	13,886	-	-	-	-	-	-	-	-	13,886	
	13,396	-	500	-	-	-	-	-	-	13,896	
Total	13,886	-	-	-	-	-	-	-	-	13,886	
	13,396	-	500	-	-	-	-	-	-	13,896	

## CLIMATE CHANGE, ENERGY, THE ENVIRONMENT AND WATER

Agency Resourcing – 2024-2025

*Estimated Actual – 2023-2024*

Entity/Outcome/ Non-operating	Departmental					Administered					Total
	Appropriation Bill No. 1	Appropriation Bill No. 2	External Revenue(a)	Special Appropriation	Special Accounts(b)	Appropriation Bill No. 2			Special Appropriation		
						Appropriation Bill No. 1	SPPs	Other(c)			
	\$'000	\$'000	\$'000	\$'000	\$'000	\$'000	\$'000	\$'000	\$'000	\$'000	
<b>Great Barrier Reef Marine Park Authority</b>											
Outcome 1	82,561	-	4,083	11,000	19,305	-	-	-	-	116,949	
	<i>80,672</i>	-	<i>6,578</i>	<i>8,000</i>	<i>21,032</i>	-	-	-	-	<i>116,282</i>	
Equity Injections	-	7,146	-	-	-	-	-	-	-	7,146	
	-	<i>2,124</i>	-	-	-	-	-	-	-	<i>2,124</i>	
Total	82,561	7,146	4,083	11,000	19,305	-	-	-	-	124,095	
	<i>80,672</i>	<i>2,124</i>	<i>6,578</i>	<i>8,000</i>	<i>21,032</i>	-	-	-	-	<i>118,406</i>	
<b>PORTFOLIO</b>	<b>2,812,189</b>	<b>159,343</b>	<b>659,125</b>	<b>11,000</b>	<b>389,054</b>	<b>1,725,285</b>	-	<b>2,568,780</b>	<b>5,092</b>	<b>8,329,868</b>	
<b>TOTAL</b>	<i>2,499,150</i>	<i>138,753</i>	<i>575,425</i>	<i>8,000</i>	<i>447,682</i>	<i>1,773,633</i>	-	<i>8,820,397</i>	<i>620</i>	<i>14,263,660</i>	

a) Receipts that were not appropriated to the entity by an annual Appropriation Act or another Act. Excludes amounts credited to a special account.

b) Amounts credited to a special account that were not appropriated to the entity by an annual Appropriation Act or another Act.

c) Includes *New Administered Outcomes and Administered Assets and Liabilities items*, within the meaning of Appropriation Bill No.2.

## DEFENCE

Agency Resourcing – 2024-2025  
*Estimated Actual – 2023-2024*

Entity/Outcome/ Non-operating	Departmental					Administered					Total \$'000
	Appropriation Bill No. 1 \$'000	Appropriation Bill No. 2 \$'000	External Revenue(a) \$'000	Special Appropriation \$'000	Special Accounts(b) \$'000	Appropriation Bill No. 2					
						Appropriation Bill No. 1 \$'000	SPPs \$'000	Other(c) \$'000	Special Appropriation \$'000		
<b>Department of Defence</b>											
Outcome 1	221,852	-	1,908	-	-	-	-	-	-	-	223,760
	324,396	-	7,158	-	-	-	-	-	-	-	331,554
Outcome 2	41,768,428	-	745,260	-	273,151	-	-	-	4,690,198	-	47,477,037
	38,809,941	-	1,033,752	-	67,466	-	-	-	4,263,438	-	44,174,597
Equity Injections	-	10,590,238	-	-	-	-	-	-	-	-	10,590,238
	-	11,086,276	-	-	-	-	-	-	-	-	11,086,276
<b>Total</b>	<b>41,990,280</b>	<b>10,590,238</b>	<b>747,168</b>	<b>-</b>	<b>273,151</b>	<b>-</b>	<b>-</b>	<b>-</b>	<b>4,690,198</b>	<b>-</b>	<b>58,291,035</b>
	<b>39,134,337</b>	<b>11,086,276</b>	<b>1,040,910</b>	<b>-</b>	<b>67,466</b>	<b>-</b>	<b>-</b>	<b>-</b>	<b>4,263,438</b>	<b>-</b>	<b>55,592,427</b>
<b>Army and Air Force Canteen Service*</b>											
Outcome 1	-	-	33,465	-	-	-	-	-	-	-	33,465
	-	-	32,339	-	-	-	-	-	-	-	32,339
<b>Total</b>	<b>-</b>	<b>-</b>	<b>33,465</b>	<b>-</b>	<b>-</b>	<b>-</b>	<b>-</b>	<b>-</b>	<b>-</b>	<b>-</b>	<b>33,465</b>
	<b>-</b>	<b>-</b>	<b>32,339</b>	<b>-</b>	<b>-</b>	<b>-</b>	<b>-</b>	<b>-</b>	<b>-</b>	<b>-</b>	<b>32,339</b>

## DEFENCE

Agency Resourcing – 2024-2025

*Estimated Actual – 2023-2024*

Entity/Outcome/ Non-operating	Departmental					Administered					Total
	Appropriation Bill No. 1	Appropriation Bill No. 2	External Revenue(a)	Special Appropriation	Special Accounts(b)	Appropriation Bill No. 2					
						Appropriation Bill No. 1	SPPs	Other(c)	Special Appropriation		
	\$'000	\$'000	\$'000	\$'000	\$'000	\$'000	\$'000	\$'000	\$'000	\$'000	
<b>Australian Military Forces Relief Trust Fund*</b>											
Outcome 1	-	-	838	-	-	-	-	-	-	-	838
	-	-	813	-	-	-	-	-	-	-	813
Total	-	-	838	-	-	-	-	-	-	-	838
	-	-	813	-	-	-	-	-	-	-	813
<b>Australian Strategic Policy Institute Limited#</b>											
Outcome 1	-	-	14,955	-	-	-	-	-	-	-	14,955
	-	-	14,001	-	-	-	-	-	-	-	14,001
Total	-	-	14,955	-	-	-	-	-	-	-	14,955
	-	-	14,001	-	-	-	-	-	-	-	14,001
<b>Defence Housing Australia*</b>											
Outcome 1	-	-	931,171	-	-	-	-	-	-	-	931,171
	-	-	827,133	-	-	-	-	-	-	-	827,133
Total	-	-	931,171	-	-	-	-	-	-	-	931,171
	-	-	827,133	-	-	-	-	-	-	-	827,133

## DEFENCE

Agency Resourcing – 2024-2025  
*Estimated Actual – 2023-2024*

Entity/Outcome/ Non-operating	Departmental					Administered					Total
	Appropriation Bill No. 1	Appropriation Bill No. 2	External Revenue(a)	Special Appropriation	Special Accounts(b)	Appropriation Bill No. 2					
						Appropriation Bill No. 1	SPPs	Other(c)	Special Appropriation		
\$'000	\$'000	\$'000	\$'000	\$'000	\$'000	\$'000	\$'000	\$'000	\$'000	\$'000	
<b>Royal Australian Air Force Veterans Residences Trust Fund*</b>											
Outcome 1	-	-	656	-	-	-	-	-	-	-	656
	-	-	656	-	-	-	-	-	-	-	656
<b>Total</b>	-	-	656	-	-	-	-	-	-	-	656
	-	-	656	-	-	-	-	-	-	-	656
<b>Royal Australian Air Force Welfare Trust Fund*</b>											
Outcome 1	-	-	1,710	-	-	-	-	-	-	-	1,710
	-	-	1,710	-	-	-	-	-	-	-	1,710
<b>Total</b>	-	-	1,710	-	-	-	-	-	-	-	1,710
	-	-	1,710	-	-	-	-	-	-	-	1,710



## DEFENCE

Agency Resourcing – 2024-2025

*Estimated Actual – 2023-2024*

Entity/Outcome/ Non-operating	Departmental					Administered					Total
	Appropriation Bill No. 1	Appropriation Bill No. 2	External Revenue(a)	Special Appropriation	Special Accounts(b)	Appropriation Bill No. 2					
						Appropriation Bill No. 1	SPPs	Other(c)	Special Appropriation		
\$'000	\$'000	\$'000	\$'000	\$'000	\$'000	\$'000	\$'000	\$'000	\$'000	\$'000	
<b>Royal Australian Navy Central Canteens Board (Royal Australian Navy Central Canteens Fund)*</b>											
Outcome 1	-	-	18,596	-	-	-	-	-	-	-	18,596
	-	-	17,903	-	-	-	-	-	-	-	17,903
Total	-	-	18,596	-	-	-	-	-	-	-	18,596
	-	-	17,903	-	-	-	-	-	-	-	17,903
<b>Royal Australian Navy Relief Trust Fund*</b>											
Outcome 1	-	-	720	-	-	-	-	-	-	-	720
	-	-	767	-	-	-	-	-	-	-	767
Total	-	-	720	-	-	-	-	-	-	-	720
	-	-	767	-	-	-	-	-	-	-	767

## DEFENCE

Agency Resourcing – 2024-2025  
*Estimated Actual – 2023-2024*

Entity/Outcome/ Non-operating	Departmental					Administered					Total
	Appropriation Bill No. 1	Appropriation Bill No. 2	External Revenue(a)	Special Appropriation	Special Accounts(b)	Appropriation Bill No. 2					
						Appropriation Bill No. 1	SPPs	Other(c)	Special Appropriation		
	\$'000	\$'000	\$'000	\$'000	\$'000	\$'000	\$'000	\$'000	\$'000	\$'000	
<b>Australian Signals Directorate</b>											
Outcome 1	1,687,007	-	2,994	-	-	-	-	-	-	-	1,690,001
	1,762,225	-	2,917	-	-	-	-	-	-	-	1,765,142
Equity Injections	-	1,036,491	-	-	-	-	-	-	-	-	1,036,491
	-	1,094,367	-	-	-	-	-	-	-	-	1,094,367
<b>Total</b>	<b>1,687,007</b>	<b>1,036,491</b>	<b>2,994</b>	<b>-</b>	<b>-</b>	<b>-</b>	<b>-</b>	<b>-</b>	<b>-</b>	<b>-</b>	<b>2,726,492</b>
	<b>1,762,225</b>	<b>1,094,367</b>	<b>2,917</b>	<b>-</b>	<b>-</b>	<b>-</b>	<b>-</b>	<b>-</b>	<b>-</b>	<b>-</b>	<b>2,859,509</b>
<b>Australian Submarine Agency</b>											
Outcome 1	330,111	-	-	-	-	-	-	-	-	-	330,111
	235,334	-	-	-	-	-	-	-	-	-	235,334
Equity Injections	-	52,843	-	-	-	-	-	-	-	-	52,843
	-	8,085	-	-	-	-	-	-	-	-	8,085
<b>Total</b>	<b>330,111</b>	<b>52,843</b>	<b>-</b>	<b>-</b>	<b>-</b>	<b>-</b>	<b>-</b>	<b>-</b>	<b>-</b>	<b>-</b>	<b>382,954</b>
	<b>235,334</b>	<b>8,085</b>	<b>-</b>	<b>-</b>	<b>-</b>	<b>-</b>	<b>-</b>	<b>-</b>	<b>-</b>	<b>-</b>	<b>243,419</b>

## DEFENCE

Agency Resourcing – 2024-2025

*Estimated Actual – 2023-2024*

Entity/Outcome/ Non-operating	Departmental					Administered					Total
	Appropriation Bill No. 1	Appropriation Bill No. 2	External Revenue(a)	Special Appropriation	Special Accounts(b)	Appropriation Bill No. 2					
						Appropriation Bill No. 1	SPPs	Other(c)	Special Appropriation		
	\$'000	\$'000	\$'000	\$'000	\$'000	\$'000	\$'000	\$'000	\$'000	\$'000	
<b>Department of Veterans' Affairs</b>											
Outcome 1	383,045	-	3,925	-	116,265	71,760	-	-	8,184,322	8,759,317	
	<i>402,100</i>	-	<i>4,170</i>	-	<i>107,434</i>	<i>64,689</i>	-	-	<i>8,119,983</i>	<i>8,698,376</i>	
Outcome 2	173,146	-	2,790	-	-	33,726	-	-	4,509,086	4,718,748	
	<i>170,608</i>	-	<i>2,539</i>	-	-	<i>53,191</i>	-	-	<i>4,373,216</i>	<i>4,599,554</i>	
Outcome 3	15,996	-	621	-	45	46,893	-	-	-	63,555	
	<i>17,754</i>	-	<i>565</i>	-	<i>35</i>	<i>58,413</i>	-	-	-	<i>76,767</i>	
Equity Injections	-	193	-	-	-	-	-	-	-	193	
	-	<i>6,121</i>	-	-	-	-	-	-	-	<i>6,121</i>	
Administered Assets and Liabilities	-	-	-	-	-	-	-	2,328	-	2,328	
	-	-	-	-	-	-	-	<i>9,195</i>	-	<i>9,195</i>	
<b>Total</b>	<b>572,187</b>	<b>193</b>	<b>7,336</b>	<b>-</b>	<b>116,310</b>	<b>152,379</b>	<b>-</b>	<b>2,328</b>	<b>12,693,408</b>	<b>13,544,141</b>	
	<i>590,462</i>	<i>6,121</i>	<i>7,274</i>	<i>-</i>	<i>107,469</i>	<i>176,293</i>	<i>-</i>	<i>9,195</i>	<i>12,493,199</i>	<i>13,390,013</i>	

## DEFENCE

Agency Resourcing – 2024-2025  
*Estimated Actual – 2023-2024*

Entity/Outcome/ Non-operating	Departmental					Administered					Total
	Appropriation Bill No. 1	Appropriation Bill No. 2	External Revenue(a)	Special Appropriation	Special Accounts(b)	Appropriation Bill No. 2					
						Appropriation Bill No. 1	SPPs	Other(c)	Special Appropriation		
	\$'000	\$'000	\$'000	\$'000	\$'000	\$'000	\$'000	\$'000	\$'000	\$'000	
<b>Australian War Memorial*</b>											
Outcome 1	50,301	-	9,295	-	-	-	-	-	-	59,596	
	<i>42,140</i>	-	<i>13,907</i>	-	-	-	-	-	-	<i>56,047</i>	
Equity Injections	-	106,522	-	-	-	-	-	-	-	106,522	
	-	<i>7,645</i>	-	-	-	-	-	-	-	<i>7,645</i>	
<b>Total</b>	<b>50,301</b>	<b>106,522</b>	<b>9,295</b>	<b>-</b>	<b>-</b>	<b>-</b>	<b>-</b>	<b>-</b>	<b>-</b>	<b>166,118</b>	
	<i>42,140</i>	<i>7,645</i>	<i>13,907</i>	-	-	-	-	-	-	<i>63,692</i>	
<b>PORTFOLIO</b>	<b>44,629,886</b>	<b>11,786,287</b>	<b>1,768,904</b>	<b>-</b>	<b>389,461</b>	<b>152,379</b>	<b>-</b>	<b>2,328</b>	<b>17,383,606</b>	<b>76,112,851</b>	
<b>TOTAL</b>	<b>41,764,498</b>	<b>12,202,494</b>	<b>1,960,330</b>	<b>-</b>	<b>174,935</b>	<b>176,293</b>	<b>-</b>	<b>9,195</b>	<b>16,756,637</b>	<b>73,044,382</b>	

- a) Receipts that were not appropriated to the entity by an annual Appropriation Act or another Act. Excludes amounts credited to a special account.  
 b) Amounts credited to a special account that were not appropriated to the entity by an annual Appropriation Act or another Act.  
 c) Includes *New Administered Outcomes and Administered Assets and Liabilities items*, within the meaning of Appropriation Bill No.2.

## EDUCATION

Agency Resourcing – 2024-2025

*Estimated Actual – 2023-2024*

Entity/Outcome/ Non-operating	Departmental					Administered					Total
	Appropriation Bill No. 1	Appropriation Bill No. 2	External Revenue(a)	Special Appropriation	Special Accounts(b)	Appropriation Bill No. 2					
						Appropriation Bill No. 1	SPPs	Other(c)	Special Appropriation		
\$'000	\$'000	\$'000	\$'000	\$'000	\$'000	\$'000	\$'000	\$'000	\$'000	\$'000	
<b>Department of Education</b>											
Outcome 1	258,383	-	378	-	-	726,830	130,538	-	44,769,469	45,885,598	
	<i>212,147</i>	<i>-</i>	<i>378</i>	<i>-</i>	<i>-</i>	<i>690,856</i>	<i>152,204</i>	<i>-</i>	<i>42,988,759</i>	<i>44,044,344</i>	
Outcome 2	160,415	-	4,195	-	11,202	587,927	-	-	19,691,167	20,454,906	
	<i>153,248</i>	<i>-</i>	<i>4,422</i>	<i>-</i>	<i>10,265</i>	<i>489,776</i>	<i>-</i>	<i>-</i>	<i>18,345,561</i>	<i>19,003,272</i>	
Equity Injections	-	33,561	-	-	-	-	-	-	-	33,561	
	<i>-</i>	<i>22,377</i>	<i>-</i>	<i>-</i>	<i>-</i>	<i>-</i>	<i>-</i>	<i>-</i>	<i>-</i>	<i>22,377</i>	
Total	418,798	33,561	4,573	-	11,202	1,314,757	130,538	-	64,460,636	66,374,065	
	<i>365,395</i>	<i>22,377</i>	<i>4,800</i>	<i>-</i>	<i>10,265</i>	<i>1,180,632</i>	<i>152,204</i>	<i>-</i>	<i>61,334,320</i>	<i>63,069,993</i>	
<b>Australian Curriculum, Assessment and Reporting Authority*</b>											
Outcome 1	-	-	34,995	-	-	-	-	-	-	34,995	
	<i>-</i>	<i>-</i>	<i>36,098</i>	<i>-</i>	<i>-</i>	<i>-</i>	<i>-</i>	<i>-</i>	<i>-</i>	<i>36,098</i>	
Total	-	-	34,995	-	-	-	-	-	-	34,995	
	<i>-</i>	<i>-</i>	<i>36,098</i>	<i>-</i>	<i>-</i>	<i>-</i>	<i>-</i>	<i>-</i>	<i>-</i>	<i>36,098</i>	

## EDUCATION

Agency Resourcing – 2024-2025

*Estimated Actual – 2023-2024*

Entity/Outcome/ Non-operating	Departmental					Administered					Total
	Appropriation Bill No. 1	Appropriation Bill No. 2	External Revenue(a)	Special Appropriation	Special Accounts(b)	Appropriation Bill No. 2					
						Appropriation Bill No. 1	SPPs	Other(c)	Special Appropriation		
\$'000	\$'000	\$'000	\$'000	\$'000	\$'000	\$'000	\$'000	\$'000	\$'000	\$'000	
<b>Australian Institute for Teaching and School Leadership Limited#</b>											
Outcome 1	-	-	16,265	-	-	-	-	-	-	-	16,265
	-	-	22,853	-	-	-	-	-	-	-	22,853
Total	-	-	16,265	-	-	-	-	-	-	-	16,265
	-	-	22,853	-	-	-	-	-	-	-	22,853
<b>Australian Research Council</b>											
Outcome 1	24,293	-	561	-	-	1,031,328	-	-	-	-	1,056,182
	23,706	-	837	-	-	10,831	-	-	851,414	-	886,788
Total	24,293	-	561	-	-	1,031,328	-	-	-	-	1,056,182
	23,706	-	837	-	-	10,831	-	-	851,414	-	886,788

## EDUCATION

Agency Resourcing – 2024-2025

*Estimated Actual – 2023-2024*

Entity/Outcome/ Non-operating	Departmental					Administered					Total
	Appropriation Bill No. 1	Appropriation Bill No. 2	External Revenue(a)	Special Appropriation	Special Accounts(b)	Appropriation Bill No. 2					
						Appropriation Bill No. 1	SPPs	Other(c)	Special Appropriation		
	\$'000	\$'000	\$'000	\$'000	\$'000	\$'000	\$'000	\$'000	\$'000	\$'000	
<b>Tertiary Education Quality and Standards Agency</b>											
Outcome 1	22,159	-	655	-	-	-	-	-	-	200	23,014
	<u>22,413</u>	-	<u>822</u>	-	-	-	-	-	-	<u>200</u>	<u>23,435</u>
Total	22,159	-	655	-	-	-	-	-	-	200	23,014
	<u>22,413</u>	-	<u>822</u>	-	-	-	-	-	-	<u>200</u>	<u>23,435</u>
<b>PORTFOLIO</b>	<b>465,250</b>	<b>33,561</b>	<b>57,049</b>	-	<b>11,202</b>	<b>2,346,085</b>	<b>130,538</b>	-	<b>64,460,836</b>	<b>67,504,521</b>	
<b>TOTAL</b>	<u>411,514</u>	<u>22,377</u>	<u>65,410</u>	-	<u>10,265</u>	<u>1,191,463</u>	<u>152,204</u>	-	<u>62,185,934</u>	<u>64,039,167</u>	

a) Receipts that were not appropriated to the entity by an annual Appropriation Act or another Act. Excludes amounts credited to a special account.

b) Amounts credited to a special account that were not appropriated to the entity by an annual Appropriation Act or another Act.

c) Includes *New Administered Outcomes and Administered Assets and Liabilities items*, within the meaning of Appropriation Bill No.2.

### EMPLOYMENT AND WORKPLACE RELATIONS

Agency Resourcing – 2024-2025

Estimated Actual – 2023-2024

Entity/Outcome/ Non-operating	Departmental					Administered					Total \$'000
	Appropriation Bill No. 1 \$'000	Appropriation Bill No. 2 \$'000	External Revenue(a) \$'000	Special Appropriation \$'000	Special Accounts(b) \$'000	Appropriation Bill No. 2					
						Appropriation Bill No. 1 \$'000	SPPs \$'000	Other(c) \$'000	Special Appropriation \$'000		
<b>Department of Employment and Workplace Relations</b>											
Outcome 1	470,577	-	43,247	-	-	1,900,605	-	-	30	2,414,459	
	406,462	-	66,226	-	-	1,917,786	-	-	30	2,390,504	
Outcome 2	327,342	-	29,379	-	3,292	1,918,509	-	-	551,265	2,829,787	
	300,504	-	46,497	-	3,168	2,597,292	-	-	513,979	3,461,440	
Outcome 3	85,134	-	6,392	-	-	93,802	-	-	612,665	797,993	
	76,982	-	11,935	-	-	74,328	-	-	565,251	728,496	
Equity Injections	-	69,831	-	-	-	-	-	-	-	69,831	
	-	43,163	-	-	-	-	-	-	-	43,163	
Total	883,053	69,831	79,018	-	3,292	3,912,916	-	-	1,163,960	6,112,070	
	783,948	43,163	124,658	-	3,168	4,589,406	-	-	1,079,260	6,623,603	



## EMPLOYMENT AND WORKPLACE RELATIONS

Agency Resourcing – 2024-2025

*Estimated Actual – 2023-2024*

Entity/Outcome/ Non-operating	Departmental					Administered					Total
	Appropriation Bill No. 1	Appropriation Bill No. 2	External Revenue(a)	Special Appropriation	Special Accounts(b)	Appropriation Bill No. 2					
						Appropriation Bill No. 1	SPPs	Other(c)	Special Appropriation		
\$'000	\$'000	\$'000	\$'000	\$'000	\$'000	\$'000	\$'000	\$'000	\$'000	\$'000	
<b>Comcare*</b>											
Outcome 1	6,679	-	378,038	-	-	-	-	-	-	-	384,717
	<i>6,029</i>	<i>-</i>	<i>329,392</i>	<i>-</i>	<i>-</i>	<i>-</i>	<i>-</i>	<i>-</i>	<i>-</i>	<i>-</i>	<i>335,421</i>
Total	6,679	-	378,038	-	-	-	-	-	-	-	384,717
	<i>6,029</i>	<i>-</i>	<i>329,392</i>	<i>-</i>	<i>-</i>	<i>-</i>	<i>-</i>	<i>-</i>	<i>-</i>	<i>-</i>	<i>335,421</i>
<b>Asbestos and Silica Safety and Eradication Agency</b>											
Outcome 1	5,876	-	-	-	-	-	-	-	-	-	5,876
	<i>5,551</i>	<i>-</i>	<i>-</i>	<i>-</i>	<i>-</i>	<i>-</i>	<i>-</i>	<i>-</i>	<i>-</i>	<i>-</i>	<i>5,551</i>
Total	5,876	-	-	-	-	-	-	-	-	-	5,876
	<i>5,551</i>	<i>-</i>	<i>-</i>	<i>-</i>	<i>-</i>	<i>-</i>	<i>-</i>	<i>-</i>	<i>-</i>	<i>-</i>	<i>5,551</i>
<b>Australian Skills Quality Authority</b>											
Outcome 1	52,047	-	-	-	-	-	-	-	357	-	52,404
	<i>46,590</i>	<i>-</i>	<i>-</i>	<i>-</i>	<i>-</i>	<i>-</i>	<i>-</i>	<i>-</i>	<i>357</i>	<i>-</i>	<i>46,947</i>
Equity Injections	-	-	-	-	-	-	-	-	-	-	-
	<i>-</i>	<i>1,157</i>	<i>-</i>	<i>-</i>	<i>-</i>	<i>-</i>	<i>-</i>	<i>-</i>	<i>-</i>	<i>-</i>	<i>1,157</i>
Total	52,047	-	-	-	-	-	-	-	357	-	52,404
	<i>46,590</i>	<i>1,157</i>	<i>-</i>	<i>-</i>	<i>-</i>	<i>-</i>	<i>-</i>	<i>-</i>	<i>357</i>	<i>-</i>	<i>48,104</i>

### EMPLOYMENT AND WORKPLACE RELATIONS

Agency Resourcing – 2024-2025  
*Estimated Actual – 2023-2024*

Entity/Outcome/ Non-operating	Departmental					Administered					Total
	Appropriation Bill No. 1	Appropriation Bill No. 2	External Revenue(a)	Special Appropriation	Special Accounts(b)	Appropriation Bill No. 2					
						Appropriation Bill No. 1	SPPs	Other(c)	Special Appropriation		
	\$'000	\$'000	\$'000	\$'000	\$'000	\$'000	\$'000	\$'000	\$'000	\$'000	
<b>Fair Work Commission</b>											
Outcome 1	119,487	-	210	-	-	-	-	-	500	120,197	
	<i>105,625</i>	-	<i>213</i>	-	-	-	-	-	<i>500</i>	<i>106,338</i>	
Total	119,487	-	210	-	-	-	-	-	500	120,197	
	<i>105,625</i>	-	<i>213</i>	-	-	-	-	-	<i>500</i>	<i>106,338</i>	
<b>Office of the Fair Work Ombudsman</b>											
Outcome 1	183,744	-	1,300	-	-	-	-	-	1,500	186,544	
	<i>186,436</i>	-	<i>1,300</i>	-	-	-	-	-	<i>1,500</i>	<i>189,236</i>	
Total	183,744	-	1,300	-	-	-	-	-	1,500	186,544	
	<i>186,436</i>	-	<i>1,300</i>	-	-	-	-	-	<i>1,500</i>	<i>189,236</i>	
<b>Safe Work Australia</b>											
Outcome 1	12,572	-	-	-	12,573	-	-	-	-	25,145	
	<i>12,227</i>	-	-	-	<i>12,233</i>	-	-	-	-	<i>24,460</i>	
Total	12,572	-	-	-	12,573	-	-	-	-	25,145	
	<i>12,227</i>	-	-	-	<i>12,233</i>	-	-	-	-	<i>24,460</i>	

## EMPLOYMENT AND WORKPLACE RELATIONS

Agency Resourcing – 2024-2025

*Estimated Actual – 2023-2024*

Entity/Outcome/ Non-operating	Departmental					Administered					Total
						<u>Appropriation Bill No. 2</u>					
	Appropriation Bill No. 1	Appropriation Bill No. 2	External Revenue(a)	Special Appropriation	Special Accounts(b)	Appropriation Bill No. 1	SPPs	Other(c)	Special Appropriation	\$'000	
	\$'000	\$'000	\$'000	\$'000	\$'000	\$'000	\$'000	\$'000	\$'000	\$'000	
<b>Seafarers Safety, Rehabilitation and Compensation Authority</b>											
Outcome 1	-	-	-	-	169	-	-	-	-	169	
	-	-	-	-	229	900	-	-	-	1,129	
Total	-	-	-	-	169	-	-	-	-	169	
	-	-	-	-	229	900	-	-	-	1,129	
<b>PORTFOLIO</b>	<b>1,263,458</b>	<b>69,831</b>	<b>458,566</b>	-	<b>16,034</b>	<b>3,912,916</b>	-	-	<b>1,166,317</b>	<b>6,887,122</b>	
<b>TOTAL</b>	<b>1,146,406</b>	<b>44,320</b>	<b>455,563</b>	-	<b>15,630</b>	<b>4,590,306</b>	-	-	<b>1,081,617</b>	<b>7,333,842</b>	

a) Receipts that were not appropriated to the entity by an annual Appropriation Act or another Act. Excludes amounts credited to a special account.

b) Amounts credited to a special account that were not appropriated to the entity by an annual Appropriation Act or another Act.

c) Includes *New Administered Outcomes and Administered Assets and Liabilities items*, within the meaning of Appropriation Bill No.2.

**FINANCE**

Agency Resourcing – 2024-2025  
*Estimated Actual – 2023-2024*

Entity/Outcome/ Non-operating	Departmental					Administered					Total
	Appropriation Bill No. 1	Appropriation Bill No. 2	External Revenue(a)	Special Appropriation	Special Accounts(b)	Appropriation Bill No. 2					
						Appropriation Bill No. 1	SPPs	Other(c)	Special Appropriation		
	\$'000	\$'000	\$'000	\$'000	\$'000	\$'000	\$'000	\$'000	\$'000	\$'000	
<b>Department of Finance</b>											
Outcome 1	99,247	-	1,616	-	-	-	-	-	-	100,863	
	<i>107,021</i>	-	<i>1,915</i>	-	-	-	-	-	-	<i>108,936</i>	
Outcome 2	397,685	-	33,814	-	66,190,178	10,832	-	-	9,569,832	76,202,341	
	<i>256,984</i>	-	<i>33,689</i>	-	<i>53,757,806</i>	<i>10,699</i>	-	-	<i>9,132,975</i>	<i>63,192,153</i>	
Outcome 3	26,622	-	220	-	-	375,314	-	-	297,455	699,611	
	<i>26,235</i>	-	<i>219</i>	-	-	<i>399,868</i>	-	-	<i>278,580</i>	<i>704,902</i>	
Equity Injections	-	765,503	-	-	-	-	-	-	-	765,503	
	-	<i>547,830</i>	-	-	-	-	-	-	-	<i>547,830</i>	
Administered Assets and Liabilities	-	-	-	-	-	-	-	799,263	-	799,263	
	-	-	-	-	-	-	-	<i>449,238</i>	-	<i>449,238</i>	
<b>Total</b>	<b>523,554</b>	<b>765,503</b>	<b>35,650</b>	<b>-</b>	<b>66,190,178</b>	<b>386,146</b>	<b>-</b>	<b>799,263</b>	<b>9,867,287</b>	<b>78,567,581</b>	
	<i>390,240</i>	<i>547,830</i>	<i>35,823</i>	<i>-</i>	<i>53,757,806</i>	<i>410,567</i>	<i>-</i>	<i>449,238</i>	<i>9,411,555</i>	<i>65,003,059</i>	

## FINANCE

Agency Resourcing – 2024-2025

*Estimated Actual – 2023-2024*

Entity/Outcome/ Non-operating	Departmental					Administered					Total
	Appropriation Bill No. 1	Appropriation Bill No. 2	External Revenue(a)	Special Appropriation	Special Accounts(b)	Appropriation Bill No. 2					
						Appropriation Bill No. 1	SPPs	Other(c)	Special Appropriation		
\$'000	\$'000	\$'000	\$'000	\$'000	\$'000	\$'000	\$'000	\$'000	\$'000	\$'000	
<b>Commonwealth Superannuation Corporation*</b>											
Outcome 1	-	-	-	-	172,701	-	-	-	-	-	172,701
	-	-	-	-	161,646	-	-	-	-	-	161,646
Total	-	-	-	-	172,701	-	-	-	-	-	172,701
	-	-	-	-	161,646	-	-	-	-	-	161,646
<b>Australian Electoral Commission</b>											
Outcome 1	782,651	-	11,038	16,116	-	-	-	-	75,500	-	885,305
	641,680	-	11,038	14,900	-	-	-	-	-	-	667,618
Total	782,651	-	11,038	16,116	-	-	-	-	75,500	-	885,305
	641,680	-	11,038	14,900	-	-	-	-	-	-	667,618
<b>Digital Transformation Agency</b>											
Outcome 1	51,701	-	4,370	-	395,319	-	-	-	-	-	451,390
	49,717	-	3,836	-	414,444	-	-	-	-	-	467,997
Total	51,701	-	4,370	-	395,319	-	-	-	-	-	451,390
	49,717	-	3,836	-	414,444	-	-	-	-	-	467,997

**FINANCE**

Agency Resourcing – 2024-2025  
*Estimated Actual – 2023-2024*

Entity/Outcome/ Non-operating	Departmental					Administered					Total
	Appropriation Bill No. 1	Appropriation Bill No. 2	External Revenue(a)	Special Appropriation	Special Accounts(b)	Appropriation Bill No. 2					
						Appropriation Bill No. 1	SPPs	Other(c)	Special Appropriation		
	\$'000	\$'000	\$'000	\$'000	\$'000	\$'000	\$'000	\$'000	\$'000	\$'000	
<b>Future Fund Management Agency</b>											
Outcome 1	-	-	-	-	499,288	-	-	-	-	499,288	
	-	-	-	-	554,852	-	-	-	-	554,852	
Total	-	-	-	-	499,288	-	-	-	-	499,288	
	-	-	-	-	554,852	-	-	-	-	554,852	
<b>Independent Parliamentary Expenses Authority</b>											
Outcome 1	10,759	-	-	-	-	46,562	-	-	35,875	93,196	
	9,008	-	-	-	-	45,604	-	-	35,139	89,751	
Total	10,759	-	-	-	-	46,562	-	-	35,875	93,196	
	9,008	-	-	-	-	45,604	-	-	35,139	89,751	

## FINANCE

Agency Resourcing – 2024-2025

*Estimated Actual – 2023-2024*

Entity/Outcome/ Non-operating	Departmental					Administered					Total
	Appropriation Bill No. 1	Appropriation Bill No. 2	External Revenue(a)	Special Appropriation	Special Accounts(b)	Appropriation Bill No. 2					
						Appropriation Bill No. 1	SPPs	Other(c)	Special Appropriation		
\$'000	\$'000	\$'000	\$'000	\$'000	\$'000	\$'000	\$'000	\$'000	\$'000	\$'000	
<b>Parliamentary Workplace Support Service</b>											
Outcome 1	16,913	-	-	-	-	-	-	6,536	-	23,449	
	<i>14,989</i>	-	-	-	-	-	-	-	-	<i>14,989</i>	
Total	16,913	-	-	-	-	-	-	6,536	-	23,449	
	<i>14,989</i>	-	-	-	-	-	-	-	-	<i>14,989</i>	
<b>PORTFOLIO</b>	<b>1,385,578</b>	<b>765,503</b>	<b>51,058</b>	<b>16,116</b>	<b>67,257,486</b>	<b>432,708</b>	-	<b>805,799</b>	<b>9,978,662</b>	<b>80,692,910</b>	
<b>TOTAL</b>	<i>1,105,634</i>	<i>547,830</i>	<i>50,697</i>	<i>14,900</i>	<i>54,888,748</i>	<i>456,171</i>	-	<i>449,238</i>	<i>9,446,694</i>	<i>66,959,912</i>	

a) Receipts that were not appropriated to the entity by an annual Appropriation Act or another Act. Excludes amounts credited to a special account.

b) Amounts credited to a special account that were not appropriated to the entity by an annual Appropriation Act or another Act.

c) Includes *New Administered Outcomes and Administered Assets and Liabilities items*, within the meaning of Appropriation Bill No.2.

### FOREIGN AFFAIRS AND TRADE

Agency Resourcing – 2024-2025

*Estimated Actual – 2023-2024*

Entity/Outcome/ Non-operating	Departmental					Administered					Total
	Appropriation Bill No. 1	Appropriation Bill No. 2	External Revenue(a)	Special Appropriation	Special Accounts(b)	Appropriation Bill No. 2					
						Appropriation Bill No. 1	SPPs	Other(c)	Special Appropriation		
	\$'000	\$'000	\$'000	\$'000	\$'000	\$'000	\$'000	\$'000	\$'000	\$'000	
<b>Department of Foreign Affairs and Trade</b>											
Outcome 1	1,623,139	-	131,439	-	1,000	4,877,388	-	-	371,833	7,004,799	
	<i>1,408,795</i>	-	<i>131,627</i>	-	<i>1,000</i>	<i>4,632,245</i>	-	-	<i>372,216</i>	<i>6,545,883</i>	
Outcome 2	556,751	-	-	-	-	750	-	-	2,100	559,601	
	<i>510,432</i>	-	-	-	-	<i>750</i>	-	-	<i>2,100</i>	<i>513,282</i>	
Outcome 3	179,446	-	-	-	39,698	-	-	-	-	219,144	
	<i>166,240</i>	-	-	-	<i>39,309</i>	-	-	-	-	<i>205,549</i>	
Equity Injections	-	163,416	-	-	-	-	-	-	-	163,416	
	-	<i>147,723</i>	-	-	-	-	-	-	-	<i>147,723</i>	
Administered Assets and Liabilities	-	-	-	-	-	-	-	257,503	-	257,503	
	-	-	-	-	-	-	-	<i>26,351</i>	-	<i>26,351</i>	
Total	2,359,336	163,416	131,439	-	40,698	4,878,138	-	257,503	373,933	8,204,463	
	<i>2,085,467</i>	<i>147,723</i>	<i>131,627</i>	-	<i>40,309</i>	<i>4,632,995</i>	-	<i>26,351</i>	<i>374,316</i>	<i>7,438,788</i>	



## FOREIGN AFFAIRS AND TRADE

Agency Resourcing – 2024-2025

*Estimated Actual – 2023-2024*

Entity/Outcome/ Non-operating	Departmental					Administered					Total
	Appropriation Bill No. 1	Appropriation Bill No. 2	External Revenue(a)	Special Appropriation	Special Accounts(b)	Appropriation Bill No. 2					
						Appropriation Bill No. 1	SPPs	Other(c)	Special Appropriation		
\$'000	\$'000	\$'000	\$'000	\$'000	\$'000	\$'000	\$'000	\$'000	\$'000	\$'000	
<b>Tourism Australia*</b>											
Outcome 1	150,196	-	40,761	-	-	-	-	-	-	-	190,957
	<i>148,291</i>	<i>-</i>	<i>44,539</i>	<i>-</i>	<i>-</i>	<i>-</i>	<i>-</i>	<i>-</i>	<i>-</i>	<i>-</i>	<i>192,830</i>
Total	150,196	-	40,761	-	-	-	-	-	-	-	190,957
	<i>148,291</i>	<i>-</i>	<i>44,539</i>	<i>-</i>	<i>-</i>	<i>-</i>	<i>-</i>	<i>-</i>	<i>-</i>	<i>-</i>	<i>192,830</i>
<b>Australian Centre for International Agricultural Research</b>											
Outcome 1	10,269	-	3,074	-	2,693	107,058	-	-	-	-	123,094
	<i>9,599</i>	<i>-</i>	<i>3,000</i>	<i>-</i>	<i>8,805</i>	<i>103,550</i>	<i>-</i>	<i>-</i>	<i>-</i>	<i>-</i>	<i>124,954</i>
Total	10,269	-	3,074	-	2,693	107,058	-	-	-	-	123,094
	<i>9,599</i>	<i>-</i>	<i>3,000</i>	<i>-</i>	<i>8,805</i>	<i>103,550</i>	<i>-</i>	<i>-</i>	<i>-</i>	<i>-</i>	<i>124,954</i>
<b>Australian Secret Intelligence Service</b>											
Outcome 1	458,122	-	31,123	-	-	-	-	-	-	-	489,245
	<i>429,046</i>	<i>-</i>	<i>32,644</i>	<i>-</i>	<i>-</i>	<i>-</i>	<i>-</i>	<i>-</i>	<i>-</i>	<i>-</i>	<i>461,690</i>
Equity Injections	-	38,382	-	-	-	-	-	-	-	-	38,382
	<i>-</i>	<i>11,632</i>	<i>-</i>	<i>-</i>	<i>-</i>	<i>-</i>	<i>-</i>	<i>-</i>	<i>-</i>	<i>-</i>	<i>11,632</i>
Total	458,122	38,382	31,123	-	-	-	-	-	-	-	527,627
	<i>429,046</i>	<i>11,632</i>	<i>32,644</i>	<i>-</i>	<i>-</i>	<i>-</i>	<i>-</i>	<i>-</i>	<i>-</i>	<i>-</i>	<i>473,322</i>

### FOREIGN AFFAIRS AND TRADE

Agency Resourcing – 2024-2025

Estimated Actual – 2023-2024

Entity/Outcome/ Non-operating	Departmental					Administered					Total \$'000
	Appropriation Bill No. 1 \$'000	Appropriation Bill No. 2 \$'000	External Revenue(a) \$'000	Special Appropriation \$'000	Special Accounts(b) \$'000	Appropriation Bill No. 2					
						Appropriation Bill No. 1 \$'000	SPPs \$'000	Other(c) \$'000	Special Appropriation \$'000		
<b>Australian Trade and Investment Commission</b>											
Outcome 1	261,431	-	22,500	-	-	163,300	-	-	-	-	447,231
	267,271	-	22,500	-	-	187,000	-	-	-	-	476,771
Outcome 2	11,315	-	1,000	-	-	-	-	-	-	-	12,315
	11,090	-	1,000	-	-	-	-	-	-	-	12,090
Equity Injections	-	2,533	-	-	-	-	-	-	-	-	2,533
	-	1,583	-	-	-	-	-	-	-	-	1,583
Total	272,746	2,533	23,500	-	-	163,300	-	-	-	-	462,079
	278,361	1,583	23,500	-	-	187,000	-	-	-	-	490,444
<b>PORTFOLIO</b>	<b>3,250,669</b>	<b>204,331</b>	<b>229,897</b>	-	<b>43,391</b>	<b>5,148,496</b>	-	<b>257,503</b>	<b>373,933</b>	-	<b>9,508,220</b>
<b>TOTAL</b>	<b>2,950,764</b>	<b>160,938</b>	<b>235,310</b>	-	<b>49,114</b>	<b>4,923,545</b>	-	<b>26,351</b>	<b>374,316</b>	-	<b>8,720,338</b>

a) Receipts that were not appropriated to the entity by an annual Appropriation Act or another Act. Excludes amounts credited to a special account.

b) Amounts credited to a special account that were not appropriated to the entity by an annual Appropriation Act or another Act.

c) Includes *New Administered Outcomes and Administered Assets and Liabilities items*, within the meaning of Appropriation Bill No.2.

## HEALTH AND AGED CARE

Agency Resourcing – 2024-2025

*Estimated Actual – 2023-2024*

Entity/Outcome/ Non-operating	Departmental					Administered					Total
	Appropriation Bill No. 1	Appropriation Bill No. 2	External Revenue(a)	Special Appropriation	Special Accounts(b)	Appropriation Bill No. 2					
						Appropriation Bill No. 1	SPPs	Other(c)	Special Appropriation		
\$'000	\$'000	\$'000	\$'000	\$'000	\$'000	\$'000	\$'000	\$'000	\$'000	\$'000	
<b>Department of Health and Aged Care</b>											
Outcome 1	564,424	-	39,597	-	227,438	7,640,661	-	-	1,886,297	10,358,417	
	<i>547,775</i>	<i>-</i>	<i>28,012</i>	<i>-</i>	<i>220,414</i>	<i>8,197,650</i>	<i>-</i>	<i>-</i>	<i>1,908,070</i>	<i>10,901,921</i>	
Outcome 2	223,621	-	-	-	-	1,748,910	-	-	8,076,705	10,049,236	
	<i>220,446</i>	<i>-</i>	<i>-</i>	<i>-</i>	<i>-</i>	<i>1,834,961</i>	<i>-</i>	<i>-</i>	<i>7,894,753</i>	<i>9,950,160</i>	
Outcome 3	700,089	-	-	-	-	5,707,233	-	-	31,731,086	38,138,408	
	<i>574,903</i>	<i>-</i>	<i>-</i>	<i>-</i>	<i>-</i>	<i>6,748,392</i>	<i>-</i>	<i>-</i>	<i>28,228,999</i>	<i>35,552,294</i>	
Outcome 4	13,028	-	-	-	-	147,358	-	-	-	160,386	
	<i>12,172</i>	<i>-</i>	<i>-</i>	<i>-</i>	<i>-</i>	<i>98,448</i>	<i>-</i>	<i>-</i>	<i>-</i>	<i>110,620</i>	
Equity Injections	-	322,855	-	-	-	-	-	-	-	322,855	
	<i>-</i>	<i>236,501</i>	<i>-</i>	<i>-</i>	<i>-</i>	<i>-</i>	<i>-</i>	<i>-</i>	<i>-</i>	<i>236,501</i>	
Administered Assets and Liabilities	-	-	-	-	-	-	-	65,676	-	65,676	
	<i>-</i>	<i>-</i>	<i>-</i>	<i>-</i>	<i>-</i>	<i>-</i>	<i>-</i>	<i>43,887</i>	<i>-</i>	<i>43,887</i>	
<b>Total</b>	<b>1,501,162</b>	<b>322,855</b>	<b>39,597</b>	<b>-</b>	<b>227,438</b>	<b>15,244,162</b>	<b>-</b>	<b>65,676</b>	<b>41,694,088</b>	<b>59,094,978</b>	
	<i>1,355,296</i>	<i>236,501</i>	<i>28,012</i>	<i>-</i>	<i>220,414</i>	<i>16,879,451</i>	<i>-</i>	<i>43,887</i>	<i>38,031,822</i>	<i>56,795,383</i>	

### HEALTH AND AGED CARE

Agency Resourcing – 2024-2025

Estimated Actual – 2023-2024

Entity/Outcome/ Non-operating	Departmental					Administered					Total \$'000
	Appropriation Bill No. 1 \$'000	Appropriation Bill No. 2 \$'000	External Revenue(a) \$'000	Special Appropriation \$'000	Special Accounts(b) \$'000	Appropriation Bill No. 2					
						Appropriation Bill No. 1 \$'000	SPPs \$'000	Other(c) \$'000	Special Appropriation \$'000		
<b>Australian Commission on Safety and Quality in Health Care*</b>											
Outcome 1	-	-	32,698	-	-	-	-	-	-	-	32,698
	-	-	45,292	-	-	-	-	-	-	-	45,292
Total	-	-	32,698	-	-	-	-	-	-	-	32,698
	-	-	45,292	-	-	-	-	-	-	-	45,292
<b>Australian Digital Health Agency*</b>											
Outcome 1	285,789	-	32,250	-	-	-	-	-	-	-	318,039
	269,304	-	32,250	-	-	-	-	-	-	-	301,554
Equity Injections	-	45,773	-	-	-	-	-	-	-	-	45,773
	-	33,321	-	-	-	-	-	-	-	-	33,321
Total	285,789	45,773	32,250	-	-	-	-	-	-	-	363,812
	269,304	33,321	32,250	-	-	-	-	-	-	-	334,875

## HEALTH AND AGED CARE

Agency Resourcing – 2024-2025

*Estimated Actual – 2023-2024*

Entity/Outcome/ Non-operating	Departmental					Administered					Total
	Appropriation Bill No. 1	Appropriation Bill No. 2	External Revenue(a)	Special Appropriation	Special Accounts(b)	Appropriation Bill No. 2					
						Appropriation Bill No. 1	SPPs	Other(c)	Special Appropriation		
\$'000	\$'000	\$'000	\$'000	\$'000	\$'000	\$'000	\$'000	\$'000	\$'000	\$'000	
<b>Australian Institute of Health and Welfare*</b>											
Outcome 1	36,489	-	77,030	-	-	-	-	-	-	-	113,519
	<b>35,544</b>	-	<b>77,630</b>	-	-	-	-	-	-	-	<b>113,174</b>
Total	36,489	-	77,030	-	-	-	-	-	-	-	113,519
	<b>35,544</b>	-	<b>77,630</b>	-	-	-	-	-	-	-	<b>113,174</b>
<b>Australian Sports Commission*</b>											
Outcome 1	308,602	-	18,576	-	-	-	-	-	-	-	327,178
	<b>351,081</b>	-	<b>21,111</b>	-	-	-	-	-	-	-	<b>372,192</b>
Equity Injections	-	355	-	-	-	-	-	-	-	-	355
	-	<b>2,882</b>	-	-	-	-	-	-	-	-	<b>2,882</b>
Total	308,602	355	18,576	-	-	-	-	-	-	-	327,533
	<b>351,081</b>	<b>2,882</b>	<b>21,111</b>	-	-	-	-	-	-	-	<b>375,074</b>

### HEALTH AND AGED CARE

Agency Resourcing – 2024-2025

Estimated Actual – 2023-2024

Entity/Outcome/ Non-operating	Departmental					Administered					Total \$'000
	Appropriation Bill No. 1 \$'000	Appropriation Bill No. 2 \$'000	External Revenue(a) \$'000	Special Appropriation \$'000	Special Accounts(b) \$'000	Appropriation Bill No. 2			Special Appropriation \$'000		
						Appropriation Bill No. 1 \$'000	SPPs \$'000	Other(c) \$'000			
<b>Australian Sports Foundation Limited#</b>											
Outcome 1	-	-	48,200	-	-	-	-	-	-	-	48,200
	-	-	48,200	-	-	-	-	-	-	-	48,200
Total	-	-	48,200	-	-	-	-	-	-	-	48,200
	-	-	48,200	-	-	-	-	-	-	-	48,200
<b>Food Standards Australia New Zealand*</b>											
Outcome 1	17,855	-	4,758	-	-	-	-	-	-	-	22,613
	17,458	-	5,068	-	-	-	-	-	-	-	22,526
Total	17,855	-	4,758	-	-	-	-	-	-	-	22,613
	17,458	-	5,068	-	-	-	-	-	-	-	22,526
<b>Independent Health and Aged Care Pricing Authority*</b>											
Outcome 1	-	-	46,549	-	-	-	-	-	-	-	46,549
	-	-	45,268	-	-	-	-	-	-	-	45,268
Total	-	-	46,549	-	-	-	-	-	-	-	46,549
	-	-	45,268	-	-	-	-	-	-	-	45,268

## HEALTH AND AGED CARE

Agency Resourcing – 2024-2025

*Estimated Actual – 2023-2024*

Entity/Outcome/ Non-operating	Departmental					Administered					Total
	Appropriation Bill No. 1	Appropriation Bill No. 2	External Revenue(a)	Special Appropriation	Special Accounts(b)	Appropriation Bill No. 2					
						Appropriation Bill No. 1	SPPs	Other(c)	Special Appropriation		
	\$'000	\$'000	\$'000	\$'000	\$'000	\$'000	\$'000	\$'000	\$'000	\$'000	
<b>Aged Care Quality and Safety Commission</b>											
Outcome 1	314,900	-	17,351	-	-	-	-	-	-	-	332,251
	<i>271,726</i>	<i>-</i>	<i>18,271</i>	<i>-</i>	<i>-</i>	<i>-</i>	<i>-</i>	<i>-</i>	<i>-</i>	<i>-</i>	<i>289,997</i>
Equity Injections	-	150	-	-	-	-	-	-	-	-	150
	<i>-</i>	<i>850</i>	<i>-</i>	<i>-</i>	<i>-</i>	<i>-</i>	<i>-</i>	<i>-</i>	<i>-</i>	<i>-</i>	<i>850</i>
<b>Total</b>	<b>314,900</b>	<b>150</b>	<b>17,351</b>	<b>-</b>	<b>-</b>	<b>-</b>	<b>-</b>	<b>-</b>	<b>-</b>	<b>-</b>	<b>332,401</b>
	<i>271,726</i>	<i>850</i>	<i>18,271</i>	<i>-</i>	<i>-</i>	<i>-</i>	<i>-</i>	<i>-</i>	<i>-</i>	<i>-</i>	<i>290,847</i>
<b>Australian National Preventive Health Agency</b>											
Total	-	-	-	-	-	-	-	-	-	-	-
	<i>-</i>	<i>-</i>	<i>-</i>	<i>-</i>	<i>-</i>	<i>-</i>	<i>-</i>	<i>-</i>	<i>-</i>	<i>-</i>	<i>-</i>

### HEALTH AND AGED CARE

Agency Resourcing – 2024-2025

*Estimated Actual – 2023-2024*

Entity/Outcome/ Non-operating	Departmental					Administered					Total
	Appropriation Bill No. 1	Appropriation Bill No. 2	External Revenue(a)	Special Appropriation	Special Accounts(b)	Appropriation Bill No. 2					
						Appropriation Bill No. 1	SPPs	Other(c)	Special Appropriation		
	\$'000	\$'000	\$'000	\$'000	\$'000	\$'000	\$'000	\$'000	\$'000	\$'000	
<b>Australian Organ and Tissue Donation and Transplantation Authority</b>											
Outcome 1	7,187	-	-	-	-	51,906	-	-	-	59,093	
	7,037	-	-	-	-	51,066	-	-	-	58,103	
Total	7,187	-	-	-	-	51,906	-	-	-	59,093	
	7,037	-	-	-	-	51,066	-	-	-	58,103	
<b>Australian Radiation Protection and Nuclear Safety Agency</b>											
Outcome 1	26,151	-	-	-	14,993	-	-	-	-	41,144	
	28,547	-	-	-	13,424	-	-	-	-	41,971	
Equity Injections	-	-	-	-	-	-	-	-	-	-	
	-	10,468	-	-	-	-	-	-	-	10,468	
Total	26,151	-	-	-	14,993	-	-	-	-	41,144	
	28,547	10,468	-	-	13,424	-	-	-	-	52,439	



## HEALTH AND AGED CARE

Agency Resourcing – 2024-2025

*Estimated Actual – 2023-2024*

Entity/Outcome/ Non-operating	Departmental					Administered					Total
	Appropriation Bill No. 1	Appropriation Bill No. 2	External Revenue(a)	Special Appropriation	Special Accounts(b)	Appropriation Bill No. 2					
						Appropriation Bill No. 1	SPPs	Other(c)	Special Appropriation		
\$'000	\$'000	\$'000	\$'000	\$'000	\$'000	\$'000	\$'000	\$'000	\$'000	\$'000	
<b>Cancer Australia</b>											
Outcome 1	14,194	-	421	-	-	34,362	-	-	-	48,977	
	<i>13,407</i>	<i>-</i>	<i>1,763</i>	<i>-</i>	<i>-</i>	<i>24,743</i>	<i>-</i>	<i>-</i>	<i>-</i>	<i>39,913</i>	
Total	14,194	-	421	-	-	34,362	-	-	-	48,977	
	<i>13,407</i>	<i>-</i>	<i>1,763</i>	<i>-</i>	<i>-</i>	<i>24,743</i>	<i>-</i>	<i>-</i>	<i>-</i>	<i>39,913</i>	
<b>National Blood Authority</b>											
Outcome 1	9,102	-	-	-	1,872,164	8,429	-	-	-	1,889,695	
	<i>6,322</i>	<i>-</i>	<i>-</i>	<i>-</i>	<i>1,714,362</i>	<i>5,829</i>	<i>-</i>	<i>-</i>	<i>-</i>	<i>1,726,513</i>	
Total	9,102	-	-	-	1,872,164	8,429	-	-	-	1,889,695	
	<i>6,322</i>	<i>-</i>	<i>-</i>	<i>-</i>	<i>1,714,362</i>	<i>5,829</i>	<i>-</i>	<i>-</i>	<i>-</i>	<i>1,726,513</i>	
<b>National Health and Medical Research Council</b>											
Outcome 1	38,438	-	12,620	-	10,000	953,872	-	-	-	1,014,930	
	<i>37,599</i>	<i>-</i>	<i>13,100</i>	<i>-</i>	<i>10,000</i>	<i>923,780</i>	<i>-</i>	<i>-</i>	<i>-</i>	<i>984,479</i>	
Total	38,438	-	12,620	-	10,000	953,872	-	-	-	1,014,930	
	<i>37,599</i>	<i>-</i>	<i>13,100</i>	<i>-</i>	<i>10,000</i>	<i>923,780</i>	<i>-</i>	<i>-</i>	<i>-</i>	<i>984,479</i>	

### HEALTH AND AGED CARE

Agency Resourcing – 2024-2025

Estimated Actual – 2023-2024

Entity/Outcome/ Non-operating	Departmental					Administered					Total
	Appropriation Bill No. 1	Appropriation Bill No. 2	External Revenue(a)	Special Appropriation	Special Accounts(b)	Appropriation Bill No. 2					
						Appropriation Bill No. 1	SPPs	Other(c)	Special Appropriation		
	\$'000	\$'000	\$'000	\$'000	\$'000	\$'000	\$'000	\$'000	\$'000	\$'000	
<b>National Health Funding Body</b>											
Outcome 1	6,879	-	-	-	-	-	-	-	-	6,879	
	7,456	-	-	-	-	-	-	-	-	7,456	
Total	6,879	-	-	-	-	-	-	-	-	6,879	
	7,456	-	-	-	-	-	-	-	-	7,456	
<b>National Mental Health Commission</b>											
Outcome 1	2,851	-	321	-	-	1,494	-	-	-	4,666	
	11,147	-	285	-	-	5,783	-	-	-	17,215	
Total	2,851	-	321	-	-	1,494	-	-	-	4,666	
	11,147	-	285	-	-	5,783	-	-	-	17,215	

## HEALTH AND AGED CARE

Agency Resourcing – 2024-2025

*Estimated Actual – 2023-2024*

Entity/Outcome/ Non-operating	Departmental					Administered					Total
	Appropriation Bill No. 1	Appropriation Bill No. 2	External Revenue(a)	Special Appropriation	Special Accounts(b)	Appropriation Bill No. 2					
						Appropriation Bill No. 1	SPPs	Other(c)	Special Appropriation		
	\$'000	\$'000	\$'000	\$'000	\$'000	\$'000	\$'000	\$'000	\$'000	\$'000	
<b>Office of the Inspector-General of Aged Care</b>											
Outcome 1	6,987	-	-	-	-	-	-	-	-	-	6,987
	<i>6,308</i>	-	-	-	-	-	-	-	-	-	<i>6,308</i>
Equity Injections	-	1,900	-	-	-	-	-	-	-	-	1,900
	-	<i>3,331</i>	-	-	-	-	-	-	-	-	<i>3,331</i>
<b>Total</b>	<b>6,987</b>	<b>1,900</b>	<b>-</b>	<b>-</b>	<b>-</b>	<b>-</b>	<b>-</b>	<b>-</b>	<b>-</b>	<b>-</b>	<b>8,887</b>
	<i>6,308</i>	<i>3,331</i>	-	-	-	-	-	-	-	-	<i>9,639</i>
<b>Professional Services Review</b>											
Outcome 1	16,182	-	-	-	-	-	-	-	-	-	16,182
	<i>15,841</i>	-	-	-	-	-	-	-	-	-	<i>15,841</i>
<b>Total</b>	<b>16,182</b>	<b>-</b>	<b>-</b>	<b>-</b>	<b>-</b>	<b>-</b>	<b>-</b>	<b>-</b>	<b>-</b>	<b>-</b>	<b>16,182</b>
	<i>15,841</i>	-	-	-	-	-	-	-	-	-	<i>15,841</i>

### HEALTH AND AGED CARE

Agency Resourcing – 2024-2025

Estimated Actual – 2023-2024

Entity/Outcome/ Non-operating	Departmental					Administered					Total
	Appropriation Bill No. 1	Appropriation Bill No. 2	External Revenue(a)	Special Appropriation	Special Accounts(b)	Appropriation Bill No. 2			Special Appropriation		
						Appropriation Bill No. 1	SPPs	Other(c)			
	\$'000	\$'000	\$'000	\$'000	\$'000	\$'000	\$'000	\$'000	\$'000	\$'000	
<b>Sport Integrity Australia</b>											
Outcome 1	42,783	-	1,986	-	-	4,684	-	-	-	49,453	
	37,407	-	1,986	-	-	6,752	-	-	-	46,145	
Total	42,783	-	1,986	-	-	4,684	-	-	-	49,453	
	37,407	-	1,986	-	-	6,752	-	-	-	46,145	
<b>PORTFOLIO</b>	<b>2,635,551</b>	<b>371,033</b>	<b>332,357</b>	-	<b>2,124,595</b>	<b>16,298,909</b>	-	<b>65,676</b>	<b>41,694,088</b>	<b>63,522,209</b>	
<b>TOTAL</b>	<b>2,471,480</b>	<b>287,353</b>	<b>338,236</b>	-	<b>1,958,200</b>	<b>17,897,404</b>	-	<b>43,887</b>	<b>38,031,822</b>	<b>61,028,382</b>	

- a) Receipts that were not appropriated to the entity by an annual Appropriation Act or another Act. Excludes amounts credited to a special account.
- b) Amounts credited to a special account that were not appropriated to the entity by an annual Appropriation Act or another Act.
- c) Includes *New Administered Outcomes and Administered Assets and Liabilities items*, within the meaning of Appropriation Bill No.2.

## HOME AFFAIRS

Agency Resourcing – 2024-2025

*Estimated Actual – 2023-2024*

Entity/Outcome/ Non-operating	Departmental					Administered					Total
	Appropriation Bill No. 1	Appropriation Bill No. 2	External Revenue(a)	Special Appropriation	Special Accounts(b)	Appropriation Bill No. 2					
						Appropriation Bill No. 1	SPPs	Other(c)	Special Appropriation		
	\$'000	\$'000	\$'000	\$'000	\$'000	\$'000	\$'000	\$'000	\$'000	\$'000	
<b>Department of Home Affairs</b>											
Outcome 1	263,380	-	33,636	-	-	117,769	-	-	-	414,785	
	<i>255,349</i>	<i>-</i>	<i>45,644</i>	<i>-</i>	<i>-</i>	<i>119,244</i>	<i>-</i>	<i>-</i>	<i>375</i>	<i>420,612</i>	
Outcome 2	1,143,104	-	123,067	-	-	1,204,559	-	-	-	2,470,730	
	<i>1,081,965</i>	<i>-</i>	<i>134,017</i>	<i>-</i>	<i>-</i>	<i>1,263,869</i>	<i>-</i>	<i>-</i>	<i>-</i>	<i>2,479,851</i>	
Outcome 3	2,279,408	-	99,667	-	-	750,810	-	-	700,000	3,829,885	
	<i>2,058,082</i>	<i>-</i>	<i>88,457</i>	<i>-</i>	<i>-</i>	<i>818,941</i>	<i>-</i>	<i>-</i>	<i>850,000</i>	<i>3,815,480</i>	
Equity Injections	-	113,898	-	-	-	-	-	-	-	113,898	
	<i>-</i>	<i>95,344</i>	<i>-</i>	<i>-</i>	<i>-</i>	<i>-</i>	<i>-</i>	<i>-</i>	<i>-</i>	<i>95,344</i>	
Administered Assets and Liabilities	-	-	-	-	-	-	-	16,401	-	16,401	
	<i>-</i>	<i>-</i>	<i>-</i>	<i>-</i>	<i>-</i>	<i>-</i>	<i>-</i>	<i>2,083</i>	<i>-</i>	<i>2,083</i>	
<b>Total</b>	<b>3,685,892</b>	<b>113,898</b>	<b>256,370</b>	<b>-</b>	<b>-</b>	<b>2,073,138</b>	<b>-</b>	<b>16,401</b>	<b>700,000</b>	<b>6,845,699</b>	
	<i>3,395,396</i>	<i>95,344</i>	<i>268,118</i>	<i>-</i>	<i>-</i>	<i>2,202,054</i>	<i>-</i>	<i>2,083</i>	<i>850,375</i>	<i>6,813,370</i>	

### HOME AFFAIRS

Agency Resourcing – 2024-2025

*Estimated Actual – 2023-2024*

Entity/Outcome/ Non-operating	Departmental					Administered					Total
	Appropriation Bill No. 1	Appropriation Bill No. 2	External Revenue(a)	Special Appropriation	Special Accounts(b)	Appropriation Bill No. 2					
						Appropriation Bill No. 1	SPPs	Other(c)	Special Appropriation		
	\$'000	\$'000	\$'000	\$'000	\$'000	\$'000	\$'000	\$'000	\$'000	\$'000	
<b>Australian Security Intelligence Organisation</b>											
Outcome 1	657,733	-	20,833	-	-	-	-	-	-	678,566	
	597,907	-	22,727	-	-	-	-	-	-	620,634	
Equity Injections	-	87,053	-	-	-	-	-	-	-	87,053	
	-	71,110	-	-	-	-	-	-	-	71,110	
<b>Total</b>	<b>657,733</b>	<b>87,053</b>	<b>20,833</b>	<b>-</b>	<b>-</b>	<b>-</b>	<b>-</b>	<b>-</b>	<b>-</b>	<b>765,619</b>	
	597,907	71,110	22,727	-	-	-	-	-	-	691,744	

## HOME AFFAIRS

Agency Resourcing – 2024-2025

*Estimated Actual – 2023-2024*

Entity/Outcome/ Non-operating	Departmental					Administered					Total
	Appropriation Bill No. 1	Appropriation Bill No. 2	External Revenue(a)	Special Appropriation	Special Accounts(b)	Appropriation Bill No. 2					
						Appropriation Bill No. 1	SPPs	Other(c)	Special Appropriation		
\$'000	\$'000	\$'000	\$'000	\$'000	\$'000	\$'000	\$'000	\$'000	\$'000	\$'000	
<b>National Emergency Management Agency</b>											
Outcome 1	130,635	-	-	-	-	105,090	-	-	11,000	246,725	
	<i>133,498</i>	-	-	-	-	<i>177,950</i>	-	-	<i>85,470</i>	<i>396,918</i>	
Equity Injections	-	791	-	-	-	-	-	-	-	791	
	-	<i>2,823</i>	-	-	-	-	-	-	-	<i>2,823</i>	
Administered Assets and Liabilities	-	-	-	-	-	-	-	15,420	-	15,420	
	-	-	-	-	-	-	-	<i>57,715</i>	-	<i>57,715</i>	
Total	130,635	791	-	-	-	105,090	-	15,420	11,000	262,936	
	<i>133,498</i>	<i>2,823</i>	-	-	-	<i>177,950</i>	-	<i>57,715</i>	<i>85,470</i>	<i>457,456</i>	
<b>PORTFOLIO TOTAL</b>	<b>4,474,260</b>	<b>201,742</b>	<b>277,203</b>	-	-	<b>2,178,228</b>	-	<b>31,821</b>	<b>711,000</b>	<b>7,874,254</b>	
	<i>4,126,801</i>	<i>169,277</i>	<i>290,845</i>	-	-	<i>2,380,004</i>	-	<i>59,798</i>	<i>935,845</i>	<i>7,962,570</i>	

- a) Receipts that were not appropriated to the entity by an annual Appropriation Act or another Act. Excludes amounts credited to a special account.
- b) Amounts credited to a special account that were not appropriated to the entity by an annual Appropriation Act or another Act.
- c) Includes *New Administered Outcomes and Administered Assets and Liabilities items*, within the meaning of Appropriation Bill No.2.

### INDUSTRY, SCIENCE AND RESOURCES

Agency Resourcing – 2024-2025

Estimated Actual – 2023-2024

Entity/Outcome/ Non-operating	Departmental					Administered					Total
	Appropriation Bill No. 1	Appropriation Bill No. 2	External Revenue(a)	Special Appropriation	Special Accounts(b)	Appropriation Bill No. 2					
						Appropriation Bill No. 1	SPPs	Other(c)	Special Appropriation		
	\$'000	\$'000	\$'000	\$'000	\$'000	\$'000	\$'000	\$'000	\$'000	\$'000	
<b>Department of Industry, Science and Resources</b>											
Outcome 1	678,049	-	96,265	-	66,072	1,313,405	-	-	32,603	2,186,394	
	638,256	-	115,130	-	55,914	1,827,087	-	-	39,020	2,675,407	
Equity Injections	-	73,848	-	-	-	-	-	-	-	73,848	
	-	30,235	-	-	-	-	-	-	-	30,235	
Administered Assets and Liabilities	-	-	-	-	-	-	-	70	-	70	
	-	-	-	-	-	-	-	16,650	-	16,650	
<b>Total</b>	<b>678,049</b>	<b>73,848</b>	<b>96,265</b>	<b>-</b>	<b>66,072</b>	<b>1,313,405</b>	<b>-</b>	<b>70</b>	<b>32,603</b>	<b>2,260,312</b>	
	<b>638,256</b>	<b>30,235</b>	<b>115,130</b>	<b>-</b>	<b>55,914</b>	<b>1,827,087</b>	<b>-</b>	<b>16,650</b>	<b>39,020</b>	<b>2,722,292</b>	
<b>Australian Nuclear Science and Technology Organisation*</b>											
Outcome 1	324,464	-	149,292	-	-	-	-	-	-	473,756	
	262,527	-	171,172	-	-	-	-	-	-	433,699	
Equity Injections	-	70,711	-	-	-	-	-	-	-	70,711	
	-	117,011	-	-	-	-	-	-	-	117,011	
<b>Total</b>	<b>324,464</b>	<b>70,711</b>	<b>149,292</b>	<b>-</b>	<b>-</b>	<b>-</b>	<b>-</b>	<b>-</b>	<b>-</b>	<b>544,467</b>	
	<b>262,527</b>	<b>117,011</b>	<b>171,172</b>	<b>-</b>	<b>-</b>	<b>-</b>	<b>-</b>	<b>-</b>	<b>-</b>	<b>550,710</b>	



## INDUSTRY, SCIENCE AND RESOURCES

Agency Resourcing – 2024-2025

*Estimated Actual – 2023-2024*

Entity/Outcome/ Non-operating	Departmental					Administered					Total
	Appropriation Bill No. 1	Appropriation Bill No. 2	External Revenue(a)	Special Appropriation	Special Accounts(b)	Appropriation Bill No. 2					
						Appropriation Bill No. 1	SPPs	Other(c)	Special Appropriation		
\$'000	\$'000	\$'000	\$'000	\$'000	\$'000	\$'000	\$'000	\$'000	\$'000	\$'000	
<b>Commonwealth Scientific and Industrial Research Organisation*</b>											
Outcome 1	916,459	-	686,665	-	-	-	-	-	-	-	1,603,124
	<u>1,008,739</u>	-	<u>619,707</u>	-	-	-	-	-	-	-	<u>1,628,446</u>
Equity Injections	-	50,100	-	-	-	-	-	-	-	-	50,100
	-	<u>50,700</u>	-	-	-	-	-	-	-	-	<u>50,700</u>
<b>Total</b>	<u>916,459</u>	<u>50,100</u>	<u>686,665</u>	-	-	-	-	-	-	-	<u>1,653,224</u>
	<u>1,008,739</u>	<u>50,700</u>	<u>619,707</u>	-	-	-	-	-	-	-	<u>1,679,146</u>
<b>National Offshore Petroleum Safety and Environmental Management Authority*</b>											
Outcome 1	21,306	-	37,481	-	-	-	-	-	-	-	58,787
	<u>9,229</u>	-	<u>38,892</u>	-	-	-	-	-	-	-	<u>48,121</u>
<b>Total</b>	<u>21,306</u>	-	<u>37,481</u>	-	-	-	-	-	-	-	<u>58,787</u>
	<u>9,229</u>	-	<u>38,892</u>	-	-	-	-	-	-	-	<u>48,121</u>

## INDUSTRY, SCIENCE AND RESOURCES

Agency Resourcing – 2024-2025

*Estimated Actual – 2023-2024*

Entity/Outcome/ Non-operating	Departmental					Administered					Total
	Appropriation Bill No. 1	Appropriation Bill No. 2	External Revenue(a)	Special Appropriation	Special Accounts(b)	Appropriation Bill No. 2					
						Appropriation Bill No. 1	SPPs	Other(c)	Special Appropriation		
	\$'000	\$'000	\$'000	\$'000	\$'000	\$'000	\$'000	\$'000	\$'000	\$'000	
<b>National Reconstruction Fund Corporation*</b>											
Outcome 1	18,000	-	11,116	-	-	-	-	-	-	29,116	
	39,016	-	-	-	-	-	-	-	-	39,016	
Equity Injections	-	-	-	-	-	-	-	-	-	-	
	-	14,200	-	-	-	-	-	-	-	14,200	
<b>Total</b>	<b>18,000</b>	<b>-</b>	<b>11,116</b>	<b>-</b>	<b>-</b>	<b>-</b>	<b>-</b>	<b>-</b>	<b>-</b>	<b>29,116</b>	
	<b>39,016</b>	<b>14,200</b>	<b>-</b>	<b>-</b>	<b>-</b>	<b>-</b>	<b>-</b>	<b>-</b>	<b>-</b>	<b>53,216</b>	
<b>Geoscience Australia</b>											
Outcome 1	345,272	-	37,183	-	-	19	-	-	-	382,474	
	332,093	-	42,930	-	-	19	-	-	-	375,042	
Equity Injections	-	9,945	-	-	-	-	-	-	-	9,945	
	-	13,063	-	-	-	-	-	-	-	13,063	
<b>Total</b>	<b>345,272</b>	<b>9,945</b>	<b>37,183</b>	<b>-</b>	<b>-</b>	<b>19</b>	<b>-</b>	<b>-</b>	<b>-</b>	<b>392,419</b>	
	<b>332,093</b>	<b>13,063</b>	<b>42,930</b>	<b>-</b>	<b>-</b>	<b>19</b>	<b>-</b>	<b>-</b>	<b>-</b>	<b>388,105</b>	

## INDUSTRY, SCIENCE AND RESOURCES

Agency Resourcing – 2024-2025

*Estimated Actual – 2023-2024*

Entity/Outcome/ Non-operating	Departmental					Administered					Total
	Appropriation Bill No. 1	Appropriation Bill No. 2	External Revenue(a)	Special Appropriation	Special Accounts(b)	Appropriation Bill No. 2					
						Appropriation Bill No. 1	SPPs	Other(c)	Special Appropriation		
\$'000	\$'000	\$'000	\$'000	\$'000	\$'000	\$'000	\$'000	\$'000	\$'000	\$'000	
<b>IP Australia</b>											
Outcome 1	380	-	-	-	278,538	-	-	-	-	-	278,918
	<u>371</u>	-	-	-	<u>257,840</u>	-	-	-	-	-	<u>258,211</u>
Total	380	-	-	-	278,538	-	-	-	-	-	278,918
	<u>371</u>	-	-	-	<u>257,840</u>	-	-	-	-	-	<u>258,211</u>
<b>PORTFOLIO</b>	<b>2,303,930</b>	<b>204,604</b>	<b>1,018,002</b>	-	<b>344,610</b>	<b>1,313,424</b>	-	<b>70</b>	<b>32,603</b>	<b>5,217,243</b>	
<b>TOTAL</b>	<b>2,290,231</b>	<b>225,209</b>	<b>987,831</b>	-	<b>313,754</b>	<b>1,827,106</b>	-	<b>16,650</b>	<b>39,020</b>	<b>5,699,801</b>	

a) Receipts that were not appropriated to the entity by an annual Appropriation Act or another Act. Excludes amounts credited to a special account.

b) Amounts credited to a special account that were not appropriated to the entity by an annual Appropriation Act or another Act.

c) Includes *New Administered Outcomes and Administered Assets and Liabilities items*, within the meaning of Appropriation Bill No.2.

## INFRASTRUCTURE, TRANSPORT, REGIONAL DEVELOPMENT, COMMUNICATIONS AND THE ARTS

Agency Resourcing – 2024-2025  
*Estimated Actual – 2023-2024*

Entity/Outcome/ Non-operating	Departmental					Administered Appropriation Bill No. 2					Total
	Appropriation Bill No. 1	Appropriation Bill No. 2	External Revenue(a)	Special Appropriation	Special Accounts(b)	Appropriation Bill No. 1	SPPs	Other(c)	Special Appropriation		
	\$'000	\$'000	\$'000	\$'000	\$'000	\$'000	\$'000	\$'000	\$'000	\$'000	
<b>Department of Infrastructure, Transport, Regional Development, Communications and the Arts</b>											
Outcome 1	86,423	-	-	-	-	21,128	649,516	-	-	757,067	
	<i>81,698</i>	-	-	-	-	<i>85,153</i>	<i>485,306</i>	-	<i>100</i>	<i>652,257</i>	
Outcome 2	205,301	-	3,612	-	-	429,004	-	-	268,502	906,419	
	<i>138,405</i>	-	<i>3,612</i>	-	-	<i>415,066</i>	-	-	<i>258,773</i>	<i>815,856</i>	
Outcome 3	83,532	-	-	-	-	1,095,487	269,721	-	3,943,308	5,392,048	
	<i>83,945</i>	-	-	-	-	<i>904,789</i>	<i>375,346</i>	-	<i>795,881</i>	<i>2,159,961</i>	
Outcome 4	30,816	-	-	-	20,516	221,491	-	-	50	272,873	
	<i>35,340</i>	-	-	-	<i>20,365</i>	<i>270,116</i>	-	-	<i>50</i>	<i>325,871</i>	
Outcome 5	94,816	-	2,049	-	-	389,401	-	-	-	486,266	
	<i>89,633</i>	-	<i>2,560</i>	-	-	<i>401,664</i>	-	-	<i>100</i>	<i>493,957</i>	
Outcome 6	53,029	-	4,554	-	3,876	313,986	-	-	-	375,445	
	<i>55,673</i>	-	<i>4,554</i>	-	<i>3,876</i>	<i>293,450</i>	-	-	-	<i>357,553</i>	
Administered Assets and Liabilities	-	-	-	-	-	-	-	3,654,178	-	3,654,178	
	-	-	-	-	-	-	-	<i>3,489,071</i>	-	<i>3,489,071</i>	
<b>Total</b>	<b>553,917</b>	<b>-</b>	<b>10,215</b>	<b>-</b>	<b>24,392</b>	<b>2,470,497</b>	<b>919,237</b>	<b>3,654,178</b>	<b>4,211,860</b>	<b>11,844,296</b>	
	<i>484,694</i>	-	<i>10,726</i>	-	<i>24,241</i>	<i>2,370,238</i>	<i>860,652</i>	<i>3,489,071</i>	<i>1,054,904</i>	<i>8,294,526</i>	

## INFRASTRUCTURE, TRANSPORT, REGIONAL DEVELOPMENT, COMMUNICATIONS AND THE ARTS

Agency Resourcing – 2024-2025

*Estimated Actual – 2023-2024*

Entity/Outcome/ Non-operating	Departmental					Administered					Total
	Appropriation Bill No. 1	Appropriation Bill No. 2	External Revenue(a)	Special Appropriation	Special Accounts(b)	Appropriation Bill No. 2					
						Appropriation Bill No. 1	SPPs	Other(c)	Special Appropriation		
\$'000	\$'000	\$'000	\$'000	\$'000	\$'000	\$'000	\$'000	\$'000	\$'000	\$'000	
<b>Australian Broadcasting Corporation*</b>											
Outcome 1	1,196,101	-	90,654	-	-	-	-	-	-	-	1,286,755
	<i>1,137,568</i>	<i>-</i>	<i>98,472</i>	<i>-</i>	<i>-</i>	<i>-</i>	<i>-</i>	<i>-</i>	<i>-</i>	<i>-</i>	<i>1,236,040</i>
Total	1,196,101	-	90,654	-	-	-	-	-	-	-	1,286,755
	<i>1,137,568</i>	<i>-</i>	<i>98,472</i>	<i>-</i>	<i>-</i>	<i>-</i>	<i>-</i>	<i>-</i>	<i>-</i>	<i>-</i>	<i>1,236,040</i>
<b>Australian Film, Television and Radio School*</b>											
Outcome 1	27,944	-	10,398	-	-	-	-	-	-	-	38,342
	<i>24,283</i>	<i>-</i>	<i>9,472</i>	<i>-</i>	<i>-</i>	<i>-</i>	<i>-</i>	<i>-</i>	<i>-</i>	<i>-</i>	<i>33,755</i>
Total	27,944	-	10,398	-	-	-	-	-	-	-	38,342
	<i>24,283</i>	<i>-</i>	<i>9,472</i>	<i>-</i>	<i>-</i>	<i>-</i>	<i>-</i>	<i>-</i>	<i>-</i>	<i>-</i>	<i>33,755</i>
<b>Australian Maritime Safety Authority*</b>											
Outcome 1	86,218	-	157,317	-	-	-	-	-	-	-	243,535
	<i>102,278</i>	<i>-</i>	<i>152,526</i>	<i>-</i>	<i>-</i>	<i>-</i>	<i>-</i>	<i>-</i>	<i>-</i>	<i>-</i>	<i>254,804</i>
Total	86,218	-	157,317	-	-	-	-	-	-	-	243,535
	<i>102,278</i>	<i>-</i>	<i>152,526</i>	<i>-</i>	<i>-</i>	<i>-</i>	<i>-</i>	<i>-</i>	<i>-</i>	<i>-</i>	<i>254,804</i>

## INFRASTRUCTURE, TRANSPORT, REGIONAL DEVELOPMENT, COMMUNICATIONS AND THE ARTS

Agency Resourcing – 2024-2025

*Estimated Actual – 2023-2024*

Entity/Outcome/ Non-operating	Departmental				Administered					Total
	Appropriation Bill No. 1	Appropriation Bill No. 2	External Revenue(a)	Special Appropriation	Special Accounts(b)	Appropriation Bill No. 2			Special Appropriation	
						Appropriation Bill No. 1	SPPs	Other(c)		
	\$'000	\$'000	\$'000	\$'000	\$'000	\$'000	\$'000	\$'000	\$'000	\$'000
<b>Australian National Maritime Museum*</b>										
Outcome 1	24,882	-	10,508	-	-	-	-	-	-	35,390
	<i>27,029</i>	<i>-</i>	<i>10,411</i>	<i>-</i>	<i>-</i>	<i>-</i>	<i>-</i>	<i>-</i>	<i>-</i>	<i>37,440</i>
Equity Injections	-	4,608	-	-	-	-	-	-	-	4,608
	<i>-</i>	<i>3,895</i>	<i>-</i>	<i>-</i>	<i>-</i>	<i>-</i>	<i>-</i>	<i>-</i>	<i>-</i>	<i>3,895</i>
<b>Total</b>	<u>24,882</u>	<u>4,608</u>	<u>10,508</u>	<u>-</u>	<u>-</u>	<u>-</u>	<u>-</u>	<u>-</u>	<u>-</u>	<u>39,998</u>
	<i>27,029</i>	<i>3,895</i>	<i>10,411</i>	<i>-</i>	<i>-</i>	<i>-</i>	<i>-</i>	<i>-</i>	<i>-</i>	<i>41,335</i>
<b>Bundanon Trust#</b>										
Outcome 1	-	-	13,736	-	-	-	-	-	-	13,736
	<i>-</i>	<i>-</i>	<i>12,365</i>	<i>-</i>	<i>-</i>	<i>-</i>	<i>-</i>	<i>-</i>	<i>-</i>	<i>12,365</i>
<b>Total</b>	<u>-</u>	<u>-</u>	<u>13,736</u>	<u>-</u>	<u>-</u>	<u>-</u>	<u>-</u>	<u>-</u>	<u>-</u>	<u>13,736</u>
	<i>-</i>	<i>-</i>	<i>12,365</i>	<i>-</i>	<i>-</i>	<i>-</i>	<i>-</i>	<i>-</i>	<i>-</i>	<i>12,365</i>
<b>Civil Aviation Safety Authority*</b>										
Outcome 1	41,494	-	149,714	-	-	-	-	-	-	191,208
	<i>107,602</i>	<i>-</i>	<i>140,410</i>	<i>-</i>	<i>-</i>	<i>-</i>	<i>-</i>	<i>-</i>	<i>-</i>	<i>248,012</i>
<b>Total</b>	<u>41,494</u>	<u>-</u>	<u>149,714</u>	<u>-</u>	<u>-</u>	<u>-</u>	<u>-</u>	<u>-</u>	<u>-</u>	<u>191,208</u>
	<i>107,602</i>	<i>-</i>	<i>140,410</i>	<i>-</i>	<i>-</i>	<i>-</i>	<i>-</i>	<i>-</i>	<i>-</i>	<i>248,012</i>

## INFRASTRUCTURE, TRANSPORT, REGIONAL DEVELOPMENT, COMMUNICATIONS AND THE ARTS

Agency Resourcing – 2024-2025

*Estimated Actual – 2023-2024*

Entity/Outcome/ Non-operating	Departmental					Administered					Total
	Appropriation Bill No. 1	Appropriation Bill No. 2	External Revenue(a)	Special Appropriation	Special Accounts(b)	Appropriation Bill No. 2					
						Appropriation Bill No. 1	SPPs	Other(c)	Special Appropriation		
\$'000	\$'000	\$'000	\$'000	\$'000	\$'000	\$'000	\$'000	\$'000	\$'000	\$'000	
<b>Creative Australia*</b>											
Outcome 1	289,649	-	5,439	-	-	-	-	-	-	-	295,088
	<i>257,974</i>	<i>-</i>	<i>11,902</i>	<i>-</i>	<i>-</i>	<i>-</i>	<i>-</i>	<i>-</i>	<i>-</i>	<i>-</i>	<i>269,876</i>
<b>Total</b>	<b>289,649</b>	<b>-</b>	<b>5,439</b>	<b>-</b>	<b>-</b>	<b>-</b>	<b>-</b>	<b>-</b>	<b>-</b>	<b>-</b>	<b>295,088</b>
	<i>257,974</i>	<i>-</i>	<i>11,902</i>	<i>-</i>	<i>-</i>	<i>-</i>	<i>-</i>	<i>-</i>	<i>-</i>	<i>-</i>	<i>269,876</i>
<b>High Speed Rail Authority*</b>											
Outcome 1	55,102	-	-	-	-	-	-	-	-	-	55,102
	<i>29,231</i>	<i>-</i>	<i>4,447</i>	<i>-</i>	<i>-</i>	<i>-</i>	<i>-</i>	<i>-</i>	<i>-</i>	<i>-</i>	<i>33,678</i>
<b>Total</b>	<b>55,102</b>	<b>-</b>	<b>-</b>	<b>-</b>	<b>-</b>	<b>-</b>	<b>-</b>	<b>-</b>	<b>-</b>	<b>-</b>	<b>55,102</b>
	<i>29,231</i>	<i>-</i>	<i>4,447</i>	<i>-</i>	<i>-</i>	<i>-</i>	<i>-</i>	<i>-</i>	<i>-</i>	<i>-</i>	<i>33,678</i>
<b>Infrastructure Australia*</b>											
Outcome 1	13,247	-	183	-	-	-	-	-	-	-	13,430
	<i>12,961</i>	<i>-</i>	<i>271</i>	<i>-</i>	<i>-</i>	<i>-</i>	<i>-</i>	<i>-</i>	<i>-</i>	<i>-</i>	<i>13,232</i>
<b>Total</b>	<b>13,247</b>	<b>-</b>	<b>183</b>	<b>-</b>	<b>-</b>	<b>-</b>	<b>-</b>	<b>-</b>	<b>-</b>	<b>-</b>	<b>13,430</b>
	<i>12,961</i>	<i>-</i>	<i>271</i>	<i>-</i>	<i>-</i>	<i>-</i>	<i>-</i>	<i>-</i>	<i>-</i>	<i>-</i>	<i>13,232</i>

## INFRASTRUCTURE, TRANSPORT, REGIONAL DEVELOPMENT, COMMUNICATIONS AND THE ARTS

Agency Resourcing – 2024-2025

*Estimated Actual – 2023-2024*

Entity/Outcome/ Non-operating	Departmental				Administered						Total
	Appropriation Bill No. 1	Appropriation Bill No. 2	External Revenue(a)	Special Appropriation	Appropriation Bill No. 2						
					Special Accounts(b)	Appropriation Bill No. 1	SPPs	Other(c)	Special Appropriation		
	\$'000	\$'000	\$'000	\$'000	\$'000	\$'000	\$'000	\$'000	\$'000	\$'000	
<b>National Film and Sound Archive of Australia*</b>											
Outcome 1	40,839	-	2,549	-	-	-	-	-	-	43,388	
	37,270	-	4,607	-	-	-	-	-	-	41,877	
Equity Injections	-	6,983	-	-	-	-	-	-	-	6,983	
	-	9,813	-	-	-	-	-	-	-	9,813	
<b>Total</b>	<b>40,839</b>	<b>6,983</b>	<b>2,549</b>	<b>-</b>	<b>-</b>	<b>-</b>	<b>-</b>	<b>-</b>	<b>-</b>	<b>50,371</b>	
	37,270	9,813	4,607	-	-	-	-	-	-	51,690	
<b>National Gallery of Australia*</b>											
Outcome 1	69,917	-	20,482	-	-	-	-	-	-	90,399	
	66,003	-	20,723	-	-	-	-	-	-	86,726	
Equity Injections	-	42,243	-	-	-	-	-	-	-	42,243	
	-	28,814	-	-	-	-	-	-	-	28,814	
<b>Total</b>	<b>69,917</b>	<b>42,243</b>	<b>20,482</b>	<b>-</b>	<b>-</b>	<b>-</b>	<b>-</b>	<b>-</b>	<b>-</b>	<b>132,642</b>	
	66,003	28,814	20,723	-	-	-	-	-	-	115,540	



## INFRASTRUCTURE, TRANSPORT, REGIONAL DEVELOPMENT, COMMUNICATIONS AND THE ARTS

Agency Resourcing – 2024-2025

*Estimated Actual – 2023-2024*

Entity/Outcome/ Non-operating	Departmental					Administered					Total
	Appropriation Bill No. 1	Appropriation Bill No. 2	External Revenue(a)	Special Appropriation	Special Accounts(b)	Appropriation Bill No. 2					
						Appropriation Bill No. 1	SPPs	Other(c)	Special Appropriation		
\$'000	\$'000	\$'000	\$'000	\$'000	\$'000	\$'000	\$'000	\$'000	\$'000	\$'000	
<b>National Library of Australia*</b>											
Outcome 1	86,219	-	14,187	-	-	-	-	-	-	-	100,406
	<i>75,948</i>	<i>-</i>	<i>19,036</i>	<i>-</i>	<i>-</i>	<i>-</i>	<i>-</i>	<i>-</i>	<i>-</i>	<i>-</i>	<i>94,984</i>
Equity Injections	-	26,733	-	-	-	-	-	-	-	-	26,733
	<i>-</i>	<i>18,343</i>	<i>-</i>	<i>-</i>	<i>-</i>	<i>-</i>	<i>-</i>	<i>-</i>	<i>-</i>	<i>-</i>	<i>18,343</i>
Total	86,219	26,733	14,187	-	-	-	-	-	-	-	127,139
	<i>75,948</i>	<i>18,343</i>	<i>19,036</i>	<i>-</i>	<i>-</i>	<i>-</i>	<i>-</i>	<i>-</i>	<i>-</i>	<i>-</i>	<i>113,327</i>
<b>National Museum of Australia*</b>											
Outcome 1	55,192	-	10,946	-	-	-	-	-	-	-	66,138
	<i>53,768</i>	<i>-</i>	<i>12,789</i>	<i>-</i>	<i>-</i>	<i>-</i>	<i>-</i>	<i>-</i>	<i>-</i>	<i>-</i>	<i>66,557</i>
Equity Injections	-	12,140	-	-	-	-	-	-	-	-	12,140
	<i>-</i>	<i>10,838</i>	<i>-</i>	<i>-</i>	<i>-</i>	<i>-</i>	<i>-</i>	<i>-</i>	<i>-</i>	<i>-</i>	<i>10,838</i>
Total	55,192	12,140	10,946	-	-	-	-	-	-	-	78,278
	<i>53,768</i>	<i>10,838</i>	<i>12,789</i>	<i>-</i>	<i>-</i>	<i>-</i>	<i>-</i>	<i>-</i>	<i>-</i>	<i>-</i>	<i>77,395</i>

## INFRASTRUCTURE, TRANSPORT, REGIONAL DEVELOPMENT, COMMUNICATIONS AND THE ARTS

Agency Resourcing – 2024-2025

*Estimated Actual – 2023-2024*

Entity/Outcome/ Non-operating	Departmental					Administered					Total
	Appropriation Bill No. 1	Appropriation Bill No. 2	External Revenue(a)	Special Appropriation	Special Accounts(b)	Appropriation Bill No. 2			Special Appropriation		
						Appropriation Bill No. 1	SPPs	Other(c)			
	\$'000	\$'000	\$'000	\$'000	\$'000	\$'000	\$'000	\$'000	\$'000	\$'000	
<b>National Portrait Gallery of Australia*</b>											
Outcome 1	19,181	-	4,396	-	-	-	-	-	-	-	23,577
	<i>18,648</i>	-	<i>4,330</i>	-	-	-	-	-	-	-	<i>22,978</i>
Equity Injections	-	211	-	-	-	-	-	-	-	-	211
	-	<i>205</i>	-	-	-	-	-	-	-	-	<i>205</i>
<b>Total</b>	<b>19,181</b>	<b>211</b>	<b>4,396</b>	<b>-</b>	<b>-</b>	<b>-</b>	<b>-</b>	<b>-</b>	<b>-</b>	<b>-</b>	<b>23,788</b>
	<i>18,648</i>	<i>205</i>	<i>4,330</i>	-	-	-	-	-	-	-	<i>23,183</i>
<b>National Transport Commission*</b>											
Outcome 1	6,746	-	12,804	-	-	-	-	-	-	-	19,550
	<i>7,033</i>	-	<i>13,239</i>	-	-	-	-	-	-	-	<i>20,272</i>
<b>Total</b>	<b>6,746</b>	<b>-</b>	<b>12,804</b>	<b>-</b>	<b>-</b>	<b>-</b>	<b>-</b>	<b>-</b>	<b>-</b>	<b>-</b>	<b>19,550</b>
	<i>7,033</i>	-	<i>13,239</i>	-	-	-	-	-	-	-	<i>20,272</i>

## INFRASTRUCTURE, TRANSPORT, REGIONAL DEVELOPMENT, COMMUNICATIONS AND THE ARTS

Agency Resourcing – 2024-2025

*Estimated Actual – 2023-2024*

Entity/Outcome/ Non-operating	Departmental					Administered					Total
						<u>Appropriation Bill No. 2</u>					
	Appropriation Bill No. 1	Appropriation Bill No. 2	External Revenue(a)	Special Appropriation	Special Accounts(b)	Appropriation Bill No. 1	SPPs	Other(c)	Special Appropriation	\$'000	
	\$'000	\$'000	\$'000	\$'000	\$'000	\$'000	\$'000	\$'000	\$'000	\$'000	
<b>Northern Australia Infrastructure Facility*</b>											
Outcome 1	21,782	-	-	-	-	-	-	-	-	-	21,782
	<u>21,295</u>	-	250	-	-	-	-	-	-	-	<u>21,545</u>
Total	21,782	-	-	-	-	-	-	-	-	-	21,782
	<u>21,295</u>	-	250	-	-	-	-	-	-	-	<u>21,545</u>
<b>Old Parliament House*</b>											
Outcome 1	22,290	-	3,834	-	-	-	-	-	-	-	26,124
	<u>21,702</u>	-	3,759	-	-	-	-	-	-	-	<u>25,461</u>
Equity Injections	-	5,318	-	-	-	-	-	-	-	-	5,318
	-	<u>6,572</u>	-	-	-	-	-	-	-	-	<u>6,572</u>
Total	22,290	5,318	3,834	-	-	-	-	-	-	-	31,442
	<u>21,702</u>	<u>6,572</u>	<u>3,759</u>	-	-	-	-	-	-	-	<u>32,033</u>
<b>Screen Australia*</b>											
Outcome 1	13,226	-	80,974	-	-	-	-	-	-	-	94,200
	<u>12,890</u>	-	<u>79,864</u>	-	-	-	-	-	-	-	<u>92,754</u>
Total	13,226	-	80,974	-	-	-	-	-	-	-	94,200
	<u>12,890</u>	-	<u>79,864</u>	-	-	-	-	-	-	-	<u>92,754</u>

## INFRASTRUCTURE, TRANSPORT, REGIONAL DEVELOPMENT, COMMUNICATIONS AND THE ARTS

Agency Resourcing – 2024-2025

*Estimated Actual – 2023-2024*

Entity/Outcome/ Non-operating	Departmental					Administered					Total
	Appropriation Bill No. 1	Appropriation Bill No. 2	External Revenue(a)	Special Appropriation	Special Accounts(b)	Appropriation Bill No. 2					
						Appropriation Bill No. 1	SPPs	Other(c)	Special Appropriation		
\$'000	\$'000	\$'000	\$'000	\$'000	\$'000	\$'000	\$'000	\$'000	\$'000	\$'000	
<b>Special Broadcasting Service Corporation*</b>											
Outcome 1	348,352	-	155,773	-	-	-	-	-	-	-	504,125
	<u>334,939</u>	<u>-</u>	<u>156,738</u>	<u>-</u>	<u>-</u>	<u>-</u>	<u>-</u>	<u>-</u>	<u>-</u>	<u>-</u>	<u>491,677</u>
Total	348,352	-	155,773	-	-	-	-	-	-	-	504,125
	<u>334,939</u>	<u>-</u>	<u>156,738</u>	<u>-</u>	<u>-</u>	<u>-</u>	<u>-</u>	<u>-</u>	<u>-</u>	<u>-</u>	<u>491,677</u>
<b>Australian Communications and Media Authority</b>											
Outcome 1	170,697	-	100	-	50	2,000	-	-	8,300	-	181,147
	<u>159,388</u>	<u>-</u>	<u>100</u>	<u>-</u>	<u>50</u>	<u>6,020</u>	<u>-</u>	<u>-</u>	<u>26,600</u>	<u>-</u>	<u>192,158</u>
Equity Injections	-	-	-	-	-	-	-	-	-	-	-
	<u>-</u>	<u>2,000</u>	<u>-</u>	<u>-</u>	<u>-</u>	<u>-</u>	<u>-</u>	<u>-</u>	<u>-</u>	<u>-</u>	<u>2,000</u>
Total	170,697	-	100	-	50	2,000	-	-	8,300	-	181,147
	<u>159,388</u>	<u>2,000</u>	<u>100</u>	<u>-</u>	<u>50</u>	<u>6,020</u>	<u>-</u>	<u>-</u>	<u>26,600</u>	<u>-</u>	<u>194,158</u>

## INFRASTRUCTURE, TRANSPORT, REGIONAL DEVELOPMENT, COMMUNICATIONS AND THE ARTS

Agency Resourcing – 2024-2025

*Estimated Actual – 2023-2024*

Entity/Outcome/ Non-operating	Departmental					Administered					Total
	Appropriation Bill No. 1	Appropriation Bill No. 2	External Revenue(a)	Special Appropriation	Special Accounts(b)	Appropriation Bill No. 2					
						Appropriation Bill No. 1	SPPs	Other(c)	Special Appropriation		
\$'000	\$'000	\$'000	\$'000	\$'000	\$'000	\$'000	\$'000	\$'000	\$'000	\$'000	
<b>Australian Transport Safety Bureau</b>											
Outcome 1	26,691	-	1,469	-	-	-	-	-	-	-	28,160
	<b>26,641</b>	-	<b>1,469</b>	-	-	-	-	-	-	-	<b>28,110</b>
Total	26,691	-	1,469	-	-	-	-	-	-	-	28,160
	<b>26,641</b>	-	<b>1,469</b>	-	-	-	-	-	-	-	<b>28,110</b>
<b>National Archives of Australia</b>											
Outcome 1	93,558	-	2,204	-	-	-	-	-	-	-	95,762
	<b>92,337</b>	-	<b>2,140</b>	-	-	-	-	-	-	-	<b>94,477</b>
Equity Injections	-	12,075	-	-	-	-	-	-	-	-	12,075
	-	<b>7,300</b>	-	-	-	-	-	-	-	-	<b>7,300</b>
Total	93,558	12,075	2,204	-	-	-	-	-	-	-	107,837
	<b>92,337</b>	<b>7,300</b>	<b>2,140</b>	-	-	-	-	-	-	-	<b>101,777</b>

## INFRASTRUCTURE, TRANSPORT, REGIONAL DEVELOPMENT, COMMUNICATIONS AND THE ARTS

Agency Resourcing – 2024-2025

*Estimated Actual – 2023-2024*

Entity/Outcome/ Non-operating	Departmental					Administered					Total
	Appropriation Bill No. 1	Appropriation Bill No. 2	External Revenue(a)	Special Appropriation	Special Accounts(b)	Appropriation Bill No. 2			Special Appropriation		
						Appropriation Bill No. 1	SPPs	Other(c)			
	\$'000	\$'000	\$'000	\$'000	\$'000	\$'000	\$'000	\$'000	\$'000	\$'000	
<b>National Capital Authority</b>											
Outcome 1	11,045	-	3,565	-	-	36,606	-	-	25	51,241	
	<i>11,576</i>	<i>-</i>	<i>4,562</i>	<i>-</i>	<i>-</i>	<i>34,013</i>	<i>-</i>	<i>-</i>	<i>25</i>	<i>50,176</i>	
Administered Assets and Liabilities	-	-	-	-	-	-	-	12,758	-	12,758	
	-	-	-	-	-	-	-	99,215	-	99,215	
Total	11,045	-	3,565	-	-	36,606	-	12,758	25	63,999	
	<i>11,576</i>	<i>-</i>	<i>4,562</i>	<i>-</i>	<i>-</i>	<i>34,013</i>	<i>-</i>	<i>99,215</i>	<i>25</i>	<i>149,391</i>	
<b>PORTFOLIO TOTAL</b>	<b>3,274,289</b>	<b>110,311</b>	<b>761,447</b>	<b>-</b>	<b>24,442</b>	<b>2,509,103</b>	<b>919,237</b>	<b>3,666,936</b>	<b>4,220,185</b>	<b>15,485,950</b>	
	<i>3,123,058</i>	<i>87,780</i>	<i>774,608</i>	<i>-</i>	<i>24,291</i>	<i>2,410,271</i>	<i>860,652</i>	<i>3,588,286</i>	<i>1,081,529</i>	<i>11,950,475</i>	

- a) Receipts that were not appropriated to the entity by an annual Appropriation Act or another Act. Excludes amounts credited to a special account.  
 b) Amounts credited to a special account that were not appropriated to the entity by an annual Appropriation Act or another Act.  
 c) Includes *New Administered Outcomes and Administered Assets and Liabilities items*, within the meaning of Appropriation Bill No.2.

## PRIME MINISTER AND CABINET

Agency Resourcing – 2024-2025

*Estimated Actual – 2023-2024*

Entity/Outcome/ Non-operating	Departmental					Administered					Total
	Appropriation Bill No. 1	Appropriation Bill No. 2	External Revenue(a)	Special Appropriation	Special Accounts(b)	Appropriation Bill No. 2					
						Appropriation Bill No. 1	SPPs	Other(c)	Special Appropriation		
\$'000	\$'000	\$'000	\$'000	\$'000	\$'000	\$'000	\$'000	\$'000	\$'000	\$'000	
<b>Department of the Prime Minister and Cabinet</b>											
Outcome 1	285,508	-	36,479	-	-	55,099	-	-	10	377,096	
	<u>307,057</u>	-	<u>33,975</u>	-	-	<u>56,691</u>	-	-	<u>10</u>	<u>397,733</u>	
Total	285,508	-	36,479	-	-	55,099	-	-	10	377,096	
	<u>307,057</u>	-	<u>33,975</u>	-	-	<u>56,691</u>	-	-	<u>10</u>	<u>397,733</u>	
<b>Aboriginal Hostels Limited#</b>											
Outcome 1	44,416	-	25,661	-	-	-	-	-	-	70,077	
	<u>43,092</u>	-	<u>25,744</u>	-	-	-	-	-	-	<u>68,836</u>	
Equity Injections	-	2,357	-	-	-	-	-	-	-	2,357	
	-	<u>3,048</u>	-	-	-	-	-	-	-	<u>3,048</u>	
Total	44,416	2,357	25,661	-	-	-	-	-	-	72,434	
	<u>43,092</u>	<u>3,048</u>	<u>25,744</u>	-	-	-	-	-	-	<u>71,884</u>	

**PRIME MINISTER AND CABINET**

Agency Resourcing – 2024-2025

*Estimated Actual – 2023-2024*

Entity/Outcome/ Non-operating	Departmental					Administered					Total
	Appropriation Bill No. 1	Appropriation Bill No. 2	External Revenue(a)	Special Appropriation	Special Accounts(b)	Appropriation Bill No. 2					
						Appropriation Bill No. 1	SPPs	Other(c)	Special Appropriation		
	\$'000	\$'000	\$'000	\$'000	\$'000	\$'000	\$'000	\$'000	\$'000	\$'000	
<b>Australian Institute of Aboriginal and Torres Strait Islander Studies*</b>											
Outcome 1	29,343	-	11,693	-	-	-	-	-	-	41,036	
	22,575	-	16,171	-	-	-	-	-	-	38,746	
Equity Injections	-	3,043	-	-	-	-	-	-	-	3,043	
	-	294	-	-	-	-	-	-	-	294	
<b>Total</b>	<b>29,343</b>	<b>3,043</b>	<b>11,693</b>	<b>-</b>	<b>-</b>	<b>-</b>	<b>-</b>	<b>-</b>	<b>-</b>	<b>44,079</b>	
	22,575	294	16,171	-	-	-	-	-	-	39,040	
<b>Indigenous Business Australia*</b>											
Outcome 1	9,595	-	256,113	-	-	-	-	-	-	265,708	
	9,420	-	246,435	-	-	-	-	-	-	255,855	
Equity Injections	-	22,850	-	-	-	-	-	-	-	22,850	
	-	22,850	-	-	-	-	-	-	-	22,850	
<b>Total</b>	<b>9,595</b>	<b>22,850</b>	<b>256,113</b>	<b>-</b>	<b>-</b>	<b>-</b>	<b>-</b>	<b>-</b>	<b>-</b>	<b>288,558</b>	
	9,420	22,850	246,435	-	-	-	-	-	-	278,705	



## PRIME MINISTER AND CABINET

Agency Resourcing – 2024-2025

*Estimated Actual – 2023-2024*

Entity/Outcome/ Non-operating	Departmental					Administered					Total
	Appropriation Bill No. 1	Appropriation Bill No. 2	External Revenue(a)	Special Appropriation	Special Accounts(b)	Appropriation Bill No. 2					
						Appropriation Bill No. 1	SPPs	Other(c)	Special Appropriation		
\$'000	\$'000	\$'000	\$'000	\$'000	\$'000	\$'000	\$'000	\$'000	\$'000	\$'000	
<b>Indigenous Land and Sea Corporation*</b>											
Outcome 1	10,087	-	90,924	-	-	-	-	-	-	-	101,011
	<i>9,812</i>	<i>-</i>	<i>90,801</i>	<i>-</i>	<i>-</i>	<i>-</i>	<i>-</i>	<i>-</i>	<i>-</i>	<i>-</i>	<i>100,613</i>
Total	10,087	-	90,924	-	-	-	-	-	-	-	101,011
	<i>9,812</i>	<i>-</i>	<i>90,801</i>	<i>-</i>	<i>-</i>	<i>-</i>	<i>-</i>	<i>-</i>	<i>-</i>	<i>-</i>	<i>100,613</i>
<b>National Australia Day Council Limited#</b>											
Outcome 1	-	-	17,277	-	-	-	-	-	-	-	17,277
	<i>-</i>	<i>-</i>	<i>17,104</i>	<i>-</i>	<i>-</i>	<i>-</i>	<i>-</i>	<i>-</i>	<i>-</i>	<i>-</i>	<i>17,104</i>
Total	-	-	17,277	-	-	-	-	-	-	-	17,277
	<i>-</i>	<i>-</i>	<i>17,104</i>	<i>-</i>	<i>-</i>	<i>-</i>	<i>-</i>	<i>-</i>	<i>-</i>	<i>-</i>	<i>17,104</i>
<b>Northern Territory Aboriginal Investment Corporation*</b>											
Outcome 1	-	-	85,230	-	-	-	-	-	-	-	85,230
	<i>-</i>	<i>-</i>	<i>568,616</i>	<i>-</i>	<i>-</i>	<i>-</i>	<i>-</i>	<i>-</i>	<i>-</i>	<i>-</i>	<i>568,616</i>
Total	-	-	85,230	-	-	-	-	-	-	-	85,230
	<i>-</i>	<i>-</i>	<i>568,616</i>	<i>-</i>	<i>-</i>	<i>-</i>	<i>-</i>	<i>-</i>	<i>-</i>	<i>-</i>	<i>568,616</i>

**PRIME MINISTER AND CABINET**

Agency Resourcing – 2024-2025

*Estimated Actual – 2023-2024*

Entity/Outcome/ Non-operating	Departmental				Administered						Total
	Appropriation Bill No. 1	Appropriation Bill No. 2	External Revenue(a)	Special Appropriation	Appropriation Bill No. 2						
					Special Accounts(b)	Appropriation Bill No. 1	SPPs	Other(c)	Special Appropriation		
	\$'000	\$'000	\$'000	\$'000	\$'000	\$'000	\$'000	\$'000	\$'000	\$'000	
<b>Outback Stores Pty Ltd#</b>											
Outcome 1	-	-	19,312	-	-	-	-	-	-	-	19,312
	-	-	19,312	-	-	-	-	-	-	-	19,312
Total	-	-	19,312	-	-	-	-	-	-	-	19,312
	-	-	19,312	-	-	-	-	-	-	-	19,312
<b>Torres Strait Regional Authority*</b>											
Outcome 1	38,223	-	13,070	-	-	-	-	-	-	-	51,293
	37,247	-	17,799	-	-	-	-	-	-	-	55,046
Total	38,223	-	13,070	-	-	-	-	-	-	-	51,293
	37,247	-	17,799	-	-	-	-	-	-	-	55,046
<b>Australian National Audit Office</b>											
Outcome 1	96,375	-	5,100	800	-	-	-	-	-	-	102,275
	92,450	-	4,100	778	-	-	-	-	-	-	97,328
Total	96,375	-	5,100	800	-	-	-	-	-	-	102,275
	92,450	-	4,100	778	-	-	-	-	-	-	97,328

## PRIME MINISTER AND CABINET

Agency Resourcing – 2024-2025

*Estimated Actual – 2023-2024*

Entity/Outcome/ Non-operating	Departmental					Administered					Total
	Appropriation Bill No. 1	Appropriation Bill No. 2	External Revenue(a)	Special Appropriation	Special Accounts(b)	Appropriation Bill No. 2					
						Appropriation Bill No. 1	SPPs	Other(c)	Special Appropriation		
\$'000	\$'000	\$'000	\$'000	\$'000	\$'000	\$'000	\$'000	\$'000	\$'000	\$'000	
<b>Australian Public Service Commission</b>											
Outcome 1	72,038	-	24,072	-	-	-	-	-	-	4,633	100,743
	<b>73,279</b>	<b>-</b>	<b>23,651</b>	<b>-</b>	<b>-</b>	<b>-</b>	<b>-</b>	<b>-</b>	<b>-</b>	<b>4,537</b>	<b>101,467</b>
Total	72,038	-	24,072	-	-	-	-	-	-	4,633	100,743
	<b>73,279</b>	<b>-</b>	<b>23,651</b>	<b>-</b>	<b>-</b>	<b>-</b>	<b>-</b>	<b>-</b>	<b>-</b>	<b>4,537</b>	<b>101,467</b>
<b>National Indigenous Australians Agency</b>											
Outcome 1	319,243	-	15,475	-	1,155,167	1,938,968	3,744	-	-	84,276	3,516,873
	<b>350,141</b>	<b>-</b>	<b>16,440</b>	<b>-</b>	<b>1,674,825</b>	<b>1,766,277</b>	<b>3,635</b>	<b>-</b>	<b>-</b>	<b>79,635</b>	<b>3,890,953</b>
Equity Injections	-	2,101	-	-	-	-	-	-	-	-	2,101
	<b>-</b>	<b>2,101</b>	<b>-</b>	<b>-</b>	<b>-</b>	<b>-</b>	<b>-</b>	<b>-</b>	<b>-</b>	<b>-</b>	<b>2,101</b>
Total	319,243	2,101	15,475	-	1,155,167	1,938,968	3,744	-	-	84,276	3,518,974
	<b>350,141</b>	<b>2,101</b>	<b>16,440</b>	<b>-</b>	<b>1,674,825</b>	<b>1,766,277</b>	<b>3,635</b>	<b>-</b>	<b>-</b>	<b>79,635</b>	<b>3,893,054</b>

**PRIME MINISTER AND CABINET**

Agency Resourcing – 2024-2025

*Estimated Actual – 2023-2024*

Entity/Outcome/ Non-operating	Departmental					Administered					Total \$'000
	Appropriation Bill No. 1 \$'000	Appropriation Bill No. 2 \$'000	External Revenue(a) \$'000	Special Appropriation \$'000	Special Accounts(b) \$'000	Appropriation Bill No. 2					
						Appropriation Bill No. 1 \$'000	SPPs \$'000	Other(c) \$'000	Special Appropriation \$'000		
<b>Office of National Intelligence</b>											
Outcome 1	126,944	-	1,000	-	-	11,204	-	-	-	-	139,148
	138,395	-	1,000	-	-	10,382	-	-	-	-	149,777
Equity Injections	-	1,303	-	-	-	-	-	-	-	-	1,303
	-	6,024	-	-	-	-	-	-	-	-	6,024
<b>Total</b>	126,944	1,303	1,000	-	-	11,204	-	-	-	-	140,451
	138,395	6,024	1,000	-	-	10,382	-	-	-	-	155,801
<b>Office of the Official Secretary to the Governor-General</b>											
Outcome 1	16,483	-	258	-	-	4,936	-	-	495	-	22,172
	16,114	-	258	-	-	5,844	-	-	495	-	22,711
<b>Total</b>	16,483	-	258	-	-	4,936	-	-	495	-	22,172
	16,114	-	258	-	-	5,844	-	-	495	-	22,711

## PRIME MINISTER AND CABINET

Agency Resourcing – 2024-2025

*Estimated Actual – 2023-2024*

Entity/Outcome/ Non-operating	Departmental					Administered					Total
	Appropriation Bill No. 1	Appropriation Bill No. 2	External Revenue(a)	Special Appropriation	Special Accounts(b)	Appropriation Bill No. 2			Special Appropriation		
						Appropriation Bill No. 1	SPPs	Other(c)			
\$'000	\$'000	\$'000	\$'000	\$'000	\$'000	\$'000	\$'000	\$'000	\$'000	\$'000	
<b>Workplace Gender Equality Agency Outcome 1</b>	11,961	-	200	-	-	-	-	-	-	-	12,161
	<b>11,738</b>	-	<b>100</b>	-	-	-	-	-	-	-	<b>11,838</b>
<b>Total</b>	11,961	-	200	-	-	-	-	-	-	-	12,161
	<b>11,738</b>	-	<b>100</b>	-	-	-	-	-	-	-	<b>11,838</b>
<b>PORTFOLIO</b>	<b>1,060,216</b>	<b>31,654</b>	<b>601,864</b>	<b>800</b>	<b>1,155,167</b>	<b>2,010,207</b>	<b>3,744</b>	-	<b>89,414</b>	-	<b>4,953,066</b>
<b>TOTAL</b>	<b>1,111,320</b>	<b>34,317</b>	<b>1,081,506</b>	<b>778</b>	<b>1,674,825</b>	<b>1,839,194</b>	<b>3,635</b>	-	<b>84,677</b>	-	<b>5,830,252</b>

- a) Receipts that were not appropriated to the entity by an annual Appropriation Act or another Act. Excludes amounts credited to a special account.
- b) Amounts credited to a special account that were not appropriated to the entity by an annual Appropriation Act or another Act.
- c) Includes *New Administered Outcomes and Administered Assets and Liabilities items*, within the meaning of Appropriation Bill No.2.

**SOCIAL SERVICES**

Agency Resourcing – 2024-2025

*Estimated Actual – 2023-2024*

Entity/Outcome/ Non-operating	Departmental					Administered					Total
	Appropriation Bill No. 1	Appropriation Bill No. 2	External Revenue(a)	Special Appropriation	Special Accounts(b)	Appropriation Bill No. 2					
						Appropriation Bill No. 1	SPPs	Other(c)	Special Appropriation		
	\$'000	\$'000	\$'000	\$'000	\$'000	\$'000	\$'000	\$'000	\$'000	\$'000	
<b>Department of Social Services</b>											
Outcome 1	84,192	-	5,214	-	-	4,607	-	-	143,439,190	143,533,203	
	88,218	-	7,831	-	-	13,072	-	-	136,244,777	136,353,898	
Outcome 2	304,834	-	12,397	-	3,384	1,314,270	-	-	657,415	2,292,300	
	264,130	-	21,508	-	3,903	1,056,532	-	-	467,615	1,813,688	
Outcome 3	179,141	-	8,473	-	-	35,662,999	-	-	-	35,850,613	
	155,768	-	12,156	-	-	31,007,267	-	-	-	31,175,191	
Outcome 4	17,684	-	1,097	-	-	61,263	-	-	-	80,044	
	15,626	-	1,737	-	-	67,455	-	-	-	84,818	
Total	585,851	-	27,181	-	3,384	37,043,139	-	-	144,096,605	181,756,160	
	523,742	-	43,232	-	3,903	32,144,326	-	-	136,712,392	169,427,595	

## SOCIAL SERVICES

Agency Resourcing – 2024-2025

*Estimated Actual – 2023-2024*

Entity/Outcome/ Non-operating	Departmental					Administered					Total
	Appropriation Bill No. 1	Appropriation Bill No. 2	External Revenue(a)	Special Appropriation	Special Accounts(b)	Appropriation Bill No. 2					
						Appropriation Bill No. 1	SPPs	Other(c)	Special Appropriation		
\$'000	\$'000	\$'000	\$'000	\$'000	\$'000	\$'000	\$'000	\$'000	\$'000	\$'000	
<b>National Disability Insurance Agency*(d)</b>											
Outcome 1	2,190,431	-	46,189,647	-	-	-	-	-	-	-	48,380,078
	<u>2,008,642</u>	-	<u>41,690,437</u>	-	-	-	-	-	-	-	<u>43,699,079</u>
Total	2,190,431	-	46,189,647	-	-	-	-	-	-	-	48,380,078
	<u>2,008,642</u>	-	<u>41,690,437</u>	-	-	-	-	-	-	-	<u>43,699,079</u>
<b>Australian Institute of Family Studies</b>											
Outcome 1	4,913	-	20,342	-	-	-	-	-	-	-	25,255
	<u>5,249</u>	-	<u>16,415</u>	-	-	-	-	-	-	-	<u>21,664</u>
Total	4,913	-	20,342	-	-	-	-	-	-	-	25,255
	<u>5,249</u>	-	<u>16,415</u>	-	-	-	-	-	-	-	<u>21,664</u>

### SOCIAL SERVICES

Agency Resourcing – 2024-2025

Estimated Actual – 2023-2024

Entity/Outcome/ Non-operating	Departmental					Administered					Total
	Appropriation Bill No. 1	Appropriation Bill No. 2	External Revenue(a)	Special Appropriation	Special Accounts(b)	Appropriation Bill No. 2					
						Appropriation Bill No. 1	SPPs	Other(c)	Special Appropriation		
	\$'000	\$'000	\$'000	\$'000	\$'000	\$'000	\$'000	\$'000	\$'000	\$'000	
<b>Domestic, Family and Sexual Violence Commission</b>											
Outcome 1	5,723	-	-	-	-	-	-	-	-	5,723	
	5,588	-	-	-	-	-	-	-	-	5,588	
Total	5,723	-	-	-	-	-	-	-	-	5,723	
	5,588	-	-	-	-	-	-	-	-	5,588	
<b>NDIS Quality and Safeguards Commission</b>											
Outcome 1	173,564	-	-	-	-	4,977	-	-	-	178,541	
	154,499	-	-	-	-	4,804	-	-	-	159,303	
Equity Injections	-	18,106	-	-	-	-	-	-	-	18,106	
	-	-	-	-	-	-	-	-	-	-	
Total	173,564	18,106	-	-	-	4,977	-	-	-	196,647	
	154,499	-	-	-	-	4,804	-	-	-	159,303	



## SOCIAL SERVICES

Agency Resourcing – 2024-2025

*Estimated Actual – 2023-2024*

Entity/Outcome/ Non-operating	Departmental					Administered					Total
	Appropriation Bill No. 1	Appropriation Bill No. 2	External Revenue(a)	Special Appropriation	Special Accounts(b)	Appropriation Bill No. 2					
						Appropriation Bill No. 1	SPPs	Other(c)	Special Appropriation		
\$'000	\$'000	\$'000	\$'000	\$'000	\$'000	\$'000	\$'000	\$'000	\$'000	\$'000	
<b>Services Australia</b>											
Outcome 1	5,471,540	-	174,590	-	2,451,035	976	-	-	1,000	8,099,141	
	<i>4,903,071</i>	-	<i>283,042</i>	-	<i>2,402,023</i>	<i>1,247</i>	-	-	<i>1,000</i>	<i>7,590,383</i>	
Equity Injections	-	224,286	-	-	-	-	-	-	-	224,286	
	-	<i>100,541</i>	-	-	-	-	-	-	-	<i>100,541</i>	
Total	5,471,540	224,286	174,590	-	2,451,035	976	-	-	1,000	8,323,427	
	<i>4,903,071</i>	<i>100,541</i>	<i>283,042</i>	-	<i>2,402,023</i>	<i>1,247</i>	-	-	<i>1,000</i>	<i>7,690,924</i>	
<b>PORTFOLIO</b>	<b>8,432,022</b>	<b>242,392</b>	<b>46,411,760</b>	-	<b>2,454,419</b>	<b>37,049,092</b>	-	-	<b>144,097,605</b>	<b>238,687,290</b>	
<b>TOTAL</b>	<b>7,600,791</b>	<b>100,541</b>	<b>42,033,126</b>	-	<b>2,405,926</b>	<b>32,150,377</b>	-	-	<b>136,713,392</b>	<b>221,004,153</b>	

- a) Receipts that were not appropriated to the entity by an annual Appropriation Act or another Act. Excludes amounts credited to a special account.
- b) Amounts credited to a special account that were not appropriated to the entity by an annual Appropriation Act or another Act.
- c) Includes *New Administered Outcomes and Administered Assets and Liabilities items*, within the meaning of Appropriation Bill No.2.
- d) The National Disability Insurance Agency (NDIA) is a corporate Commonwealth entity and as such is not required to report expenses separately as *administered* or *departmental*. However, the NDIA's expenses incurred in the provision of reasonable and necessary support to clients (*administered* in nature) will be significant over the forward estimates compared to other corporate Commonwealth entities. These expenses are jointly funded by the Commonwealth and participating States and Territories and reflected as Departmental External Revenue. All agency operational costs (*departmental* in nature) are funded by the Commonwealth through the Appropriation Bills. Table 3.1: Departmental Expenses Table also shows the split between NDIA expenses that are *departmental* or *administered* in nature and provides a total excluding NDIA expenses that are *administered* in nature.

### TREASURY

Agency Resourcing – 2024-2025  
*Estimated Actual – 2023-2024*

Entity/Outcome/ Non-operating	Departmental					Administered					Total
	Appropriation Bill No. 1	Appropriation Bill No. 2	External Revenue(a)	Special Appropriation	Special Accounts(b)	Appropriation Bill No. 2					
						Appropriation Bill No. 1	SPPs	Other(c)	Special Appropriation		
	\$'000	\$'000	\$'000	\$'000	\$'000	\$'000	\$'000	\$'000	\$'000	\$'000	
<b>Department of the Treasury</b>											
Outcome 1	394,325	-	11,072	-	909,364	150,064	-	-	128,514,832	129,979,657	
	<b>352,908</b>	-	<b>11,072</b>	-	<b>2,345,048</b>	<b>310,643</b>	-	-	<b>124,417,146</b>	<b>127,436,817</b>	
Administered Assets and Liabilities	-	-	-	-	-	-	-	1,544,000	-	1,544,000	
	-	-	-	-	-	-	-	<b>825,000</b>	-	<b>825,000</b>	
Total	394,325	-	11,072	-	909,364	150,064	-	1,544,000	128,514,832	131,523,657	
	<b>352,908</b>	-	<b>11,072</b>	-	<b>2,345,048</b>	<b>310,643</b>	-	<b>825,000</b>	<b>124,417,146</b>	<b>128,261,817</b>	
<b>Housing Australia*(d)</b>											
Outcome 1	5,428	-	495,470	-	-	-	-	-	-	500,898	
	-	-	<b>802,663</b>	-	-	-	-	-	-	<b>802,663</b>	
Total	5,428	-	495,470	-	-	-	-	-	-	500,898	
	-	-	<b>802,663</b>	-	-	-	-	-	-	<b>802,663</b>	

## TREASURY

Agency Resourcing – 2024-2025

*Estimated Actual – 2023-2024*

Entity/Outcome/ Non-operating	Departmental					Administered					Total
	Appropriation Bill No. 1	Appropriation Bill No. 2	External Revenue(a)	Special Appropriation	Special Accounts(b)	Appropriation Bill No. 2					
						Appropriation Bill No. 1	SPPs	Other(c)	Special Appropriation		
\$'000	\$'000	\$'000	\$'000	\$'000	\$'000	\$'000	\$'000	\$'000	\$'000	\$'000	
<b>Australian Bureau of Statistics</b>											
Outcome 1	524,888	-	60,465	-	-	-	-	-	-	-	585,353
	<i>425,181</i>	-	<i>70,570</i>	-	-	-	-	-	-	-	<i>495,751</i>
Equity Injections	-	3,304	-	-	-	-	-	-	-	-	3,304
	-	<i>7,732</i>	-	-	-	-	-	-	-	-	<i>7,732</i>
<b>Total</b>	<b>524,888</b>	<b>3,304</b>	<b>60,465</b>	<b>-</b>	<b>-</b>	<b>-</b>	<b>-</b>	<b>-</b>	<b>-</b>	<b>-</b>	<b>588,657</b>
	<i>425,181</i>	<i>7,732</i>	<i>70,570</i>	-	-	-	-	-	-	-	<i>503,483</i>
<b>Australian Competition and Consumer Commission</b>											
Outcome 1	435,630	-	8,607	-	-	-	-	-	20	-	444,257
	<i>391,513</i>	-	<i>9,585</i>	-	-	-	-	-	20	-	<i>401,118</i>
Equity Injections	-	1,100	-	-	-	-	-	-	-	-	1,100
	-	<i>1,100</i>	-	-	-	-	-	-	-	-	<i>1,100</i>
<b>Total</b>	<b>435,630</b>	<b>1,100</b>	<b>8,607</b>	<b>-</b>	<b>-</b>	<b>-</b>	<b>-</b>	<b>-</b>	<b>20</b>	<b>-</b>	<b>445,357</b>
	<i>391,513</i>	<i>1,100</i>	<i>9,585</i>	-	-	-	-	-	20	-	<i>402,218</i>

### TREASURY

Agency Resourcing – 2024-2025  
*Estimated Actual – 2023-2024*

Entity/Outcome/ Non-operating	Departmental					Administered					Total
	Appropriation Bill No. 1	Appropriation Bill No. 2	External Revenue(a)	Special Appropriation	Special Accounts(b)	Appropriation Bill No. 2					
						Appropriation Bill No. 1	SPPs	Other(c)	Special Appropriation		
	\$'000	\$'000	\$'000	\$'000	\$'000	\$'000	\$'000	\$'000	\$'000	\$'000	
<b>Australian Office of Financial Management</b>											
Outcome 1	16,762	-	25	-	276,341	-	-	-	527,811,178	528,104,306	
	<i>19,516</i>	-	<i>25</i>	-	<i>448,113</i>	-	-	-	<i>179,973,783</i>	<i>180,441,437</i>	
Total	16,762	-	25	-	276,341	-	-	-	527,811,178	528,104,306	
	<i>19,516</i>	-	<i>25</i>	-	<i>448,113</i>	-	-	-	<i>179,973,783</i>	<i>180,441,437</i>	
<b>Australian Prudential Regulation Authority</b>											
Outcome 1	16,361	-	-	-	404,542	-	-	-	-	420,903	
	<i>9,364</i>	-	-	-	<i>405,242</i>	-	-	-	-	<i>414,606</i>	
Total	16,361	-	-	-	404,542	-	-	-	-	420,903	
	<i>9,364</i>	-	-	-	<i>405,242</i>	-	-	-	-	<i>414,606</i>	

## TREASURY

Agency Resourcing – 2024-2025

*Estimated Actual – 2023-2024*

Entity/Outcome/ Non-operating	Departmental					Administered					Total
	Appropriation Bill No. 1	Appropriation Bill No. 2	External Revenue(a)	Special Appropriation	Special Accounts(b)	Appropriation Bill No. 2					
						Appropriation Bill No. 1	SPPs	Other(c)	Special Appropriation		
	\$'000	\$'000	\$'000	\$'000	\$'000	\$'000	\$'000	\$'000	\$'000	\$'000	
<b>Australian Securities and Investments Commission</b>											
Outcome 1	584,377	-	5,935	-	-	12,559	-	-	175,694	778,565	
	<u>511,198</u>	-	<u>10,271</u>	-	<u>16,304</u>	<u>11,367</u>	-	-	<u>159,800</u>	<u>708,940</u>	
Total	584,377	-	5,935	-	-	12,559	-	-	175,694	778,565	
	<u>511,198</u>	-	<u>10,271</u>	-	<u>16,304</u>	<u>11,367</u>	-	-	<u>159,800</u>	<u>708,940</u>	
<b>Australian Taxation Office</b>											
Outcome 1	4,306,935	-	184,651	-	29,675	10,564	-	-	18,205,192	22,737,017	
	<u>4,179,855</u>	-	<u>180,670</u>	-	<u>22,210</u>	<u>5,934</u>	-	-	<u>18,148,027</u>	<u>22,536,696</u>	
Equity Injections	-	30,092	-	-	-	-	-	-	-	30,092	
	-	<u>22,348</u>	-	-	-	-	-	-	-	<u>22,348</u>	
Total	4,306,935	30,092	184,651	-	29,675	10,564	-	-	18,205,192	22,767,109	
	<u>4,179,855</u>	<u>22,348</u>	<u>180,670</u>	-	<u>22,210</u>	<u>5,934</u>	-	-	<u>18,148,027</u>	<u>22,559,044</u>	

### TREASURY

Agency Resourcing – 2024-2025  
*Estimated Actual – 2023-2024*

Entity/Outcome/ Non-operating	Departmental					Administered					Total
	Appropriation Bill No. 1	Appropriation Bill No. 2	External Revenue(a)	Special Appropriation	Special Accounts(b)	Appropriation Bill No. 2					
						Appropriation Bill No. 1	SPPs	Other(c)	Special Appropriation		
	\$'000	\$'000	\$'000	\$'000	\$'000	\$'000	\$'000	\$'000	\$'000	\$'000	
<b>Commonwealth Grants Commission</b>											
Outcome 1	8,339	-	-	-	-	-	-	-	-	8,339	
	8,175	-	-	-	-	-	-	-	-	8,175	
Total	8,339	-	-	-	-	-	-	-	-	8,339	
	8,175	-	-	-	-	-	-	-	-	8,175	
<b>Inspector-General of Taxation</b>											
Outcome 1	7,356	-	-	-	-	-	-	-	-	7,356	
	6,709	-	-	-	-	-	-	-	-	6,709	
Total	7,356	-	-	-	-	-	-	-	-	7,356	
	6,709	-	-	-	-	-	-	-	-	6,709	
<b>National Competition Council</b>											
Outcome 1	1,753	-	-	-	-	-	-	-	-	1,753	
	1,727	-	-	-	-	-	-	-	-	1,727	
Total	1,753	-	-	-	-	-	-	-	-	1,753	
	1,727	-	-	-	-	-	-	-	-	1,727	

## TREASURY

Agency Resourcing – 2024-2025

*Estimated Actual – 2023-2024*

Entity/Outcome/ Non-operating	Departmental					Administered					Total
	Appropriation Bill No. 1	Appropriation Bill No. 2	External Revenue(a)	Special Appropriation	Special Accounts(b)	Appropriation Bill No. 2					
						Appropriation Bill No. 1	SPPs	Other(c)	Special Appropriation		
\$'000	\$'000	\$'000	\$'000	\$'000	\$'000	\$'000	\$'000	\$'000	\$'000	\$'000	
<b>Office of the Auditing and Assurance Standards Board</b>											
Outcome 1	4,001	-	-	-	-	-	-	-	-	-	4,001
	<i>2,917</i>	-	-	-	-	-	-	-	-	-	<i>2,917</i>
Total	4,001	-	-	-	-	-	-	-	-	-	4,001
	<i>2,917</i>	-	-	-	-	-	-	-	-	-	<i>2,917</i>
<b>Office of the Australian Accounting Standards Board</b>											
Outcome 1	8,389	-	1,050	-	-	-	-	-	-	-	9,439
	<i>5,039</i>	-	<i>1,050</i>	-	-	-	-	-	-	-	<i>6,089</i>
Total	8,389	-	1,050	-	-	-	-	-	-	-	9,439
	<i>5,039</i>	-	<i>1,050</i>	-	-	-	-	-	-	-	<i>6,089</i>
<b>Productivity Commission</b>											
Outcome 1	38,664	-	10	-	-	-	-	-	-	-	38,674
	<i>37,874</i>	-	<i>10</i>	-	-	-	-	-	-	-	<i>37,884</i>
Total	38,664	-	10	-	-	-	-	-	-	-	38,674
	<i>37,874</i>	-	<i>10</i>	-	-	-	-	-	-	-	<i>37,884</i>

## TREASURY

Agency Resourcing – 2024-2025  
*Estimated Actual – 2023-2024*

Entity/Outcome/ Non-operating	Departmental					Administered					Total
	Appropriation Bill No. 1	Appropriation Bill No. 2	External Revenue(a)	Special Appropriation	Special Accounts(b)	Appropriation Bill No. 2					
						Appropriation Bill No. 1	SPPs	Other(c)	Special Appropriation		
\$'000	\$'000	\$'000	\$'000	\$'000	\$'000	\$'000	\$'000	\$'000	\$'000	\$'000	
<b>Royal Australian Mint</b>											
Outcome 1	-	-	-	-	166,982	-	-	-	-	-	166,982
	-	-	-	-	222,368	-	-	-	-	-	222,368
Total	-	-	-	-	166,982	-	-	-	-	-	166,982
	-	-	-	-	222,368	-	-	-	-	-	222,368
<b>PORTFOLIO</b>	<b>6,353,208</b>	<b>34,496</b>	<b>767,285</b>	-	<b>1,786,904</b>	<b>173,187</b>	-	<b>1,544,000</b>	<b>674,706,916</b>	<b>685,365,996</b>	
<b>TOTAL</b>	<b>5,951,976</b>	<b>31,180</b>	<b>1,085,916</b>	-	<b>3,459,285</b>	<b>327,944</b>	-	<b>825,000</b>	<b>322,698,776</b>	<b>334,380,077</b>	

- a) Receipts that were not appropriated to the entity by an annual Appropriation Act or another Act. Excludes amounts credited to a special account.
- b) Amounts credited to a special account that were not appropriated to the entity by an annual Appropriation Act or another Act.
- c) Includes *New Administered Outcomes and Administered Assets and Liabilities items*, within the meaning of Appropriation Bill No.2.
- d) The corporate Commonwealth entity formerly known as the National Housing Finance and Investment Corporation was re-named Housing Australia on 12 October 2023 upon commencement of Schedule 1 to the *Treasury Laws Amendment (Housing Measures No. 1) Act 2023*.



## Special Appropriations Table

### Overview of the Special Appropriations Table

The Special Appropriations Table lists Acts that contain one or more special appropriations. Acts are listed by portfolio and responsible agency, consistent with the most recent AAO.

Special appropriations are those appropriations contained in Acts other than the annual Appropriation Acts.

Special appropriations can be limited or unlimited in terms of amount or time. A small number of Acts may also stipulate a maximum amount appropriated for the particular purpose. Expenditure funded by a special appropriation is often triggered by legislative eligibility criteria and conditions. An example of expenditure that is met using a special appropriation is aged pensions paid under the *Social Security (Administration) Act 1999*.

The Summary of Special Appropriations Table presents total portfolio resourcing that is supported by special appropriations. Only those special appropriations that have been established in law at the time of publication are included in the Special Appropriations Table and Summary of Special Appropriations Table.

The detailed Special Appropriations Table presents estimated resourcing required for each agency by Act that is supported by special appropriations. For each agency, the aggregated total for all Acts in the Special Appropriations Table can be matched with the total *Special Appropriation* amount in the Agency Resourcing Table. For an example of this matching, see Figure 3 of the *Guide to Resourcing Tables* section. Where no resourcing is expected to be required during the Budget or comparator year, the relevant Acts have not been included in the Special Appropriations Table.

A complete list of Acts with provisions containing special appropriations can be found in the *Chart of Special Appropriations*, which is available on the Finance website.

**Summary of special appropriations table**

Portfolio	Estimated Actual 2023-2024	Budget Estimate 2024-2025
	(\$'000)	(\$'000)
Agriculture, Fisheries and Forestry	1,161,198	1,086,917
Attorney-General's	12,430	11,780
Climate Change, Energy, the Environment and Water	8,620	16,092
Defence	16,756,637	17,383,606
Education	62,185,934	64,460,836
Employment and Workplace Relations	1,081,617	1,166,317
Finance	9,461,594	9,994,778
Foreign Affairs and Trade	374,316	373,933
Health and Aged Care	38,031,822	41,694,088
Home Affairs	935,845	711,000
Industry, Science and Resources	39,020	32,603
Infrastructure, Transport, Regional Development, Communications and the Arts	1,081,529	4,220,185
Prime Minister and Cabinet	85,455	90,214
Social Services	136,713,392	144,097,605
Treasury	322,698,776	674,706,916
<b>Total : Special appropriations</b>	<b>590,628,185</b>	<b>960,046,870</b>

	Estimated Actual 2023-2024 (\$'000)	Budget Estimate 2024-2025 (\$'000)
<b>AGRICULTURE, FISHERIES AND FORESTRY PORTFOLIO</b>		
<b>Department of Agriculture, Fisheries and Forestry</b>		
<i>Agricultural and Veterinary Chemicals (Administration) Act 1992</i>	41,794	42,164
<i>Australian Animal Health Council (Live-stock Industries) Funding Act 1996</i>	8,324	8,479
<i>Australian Meat and Live-stock Industry Act 1997</i>	244,923	237,471
<i>Dairy Produce Act 1986</i>	57,650	56,650
<i>Egg Industry Service Provision Act 2002</i>	11,905	12,191
<i>Farm Household Support Act 2014</i>	60,049	70,421
<i>Forestry Marketing and Research and Development Services Act 2007</i>	14,254	14,390
<i>Horticulture Marketing and Research and Development Services Act 2000</i>	123,172	124,404
<i>Pig Industry Act 2001</i>	23,750	23,800
<i>Plant Health Australia (Plant Industries) Funding Act 2002</i>	9,897	8,666
<i>Primary Industries Research and Development Act 1989</i>	441,986	344,561
<i>Public Governance, Performance and Accountability Act 2013</i>	3,000	3,000
<i>Sugar Research and Development Services Act 2013</i>	29,780	30,000
<i>Wine Australia Act 2013</i>	22,714	26,720
<i>Wool Services Privatisation Act 2000</i>	68,000	84,000
<b>Total: Department of Agriculture, Fisheries and Forestry</b>	<b>1,161,198</b>	<b>1,086,917</b>

	Estimated Actual 2023-2024 (\$'000)	Budget Estimate 2024-2025 (\$'000)
<b>ATTORNEY-GENERAL'S PORTFOLIO</b>		
<b>Attorney-General's Department</b>		
<i>High Court Justices (Long Leave Payments) Act 1979</i>	650	-
<i>Law Officers Act 1964</i>	310	310
<i>Public Governance, Performance and Accountability Act 2013</i>	20	20
<b>Total: Attorney-General's Department</b>	<b>980</b>	<b>330</b>
<b>Administrative Appeals Tribunal</b>		
<i>Public Governance, Performance and Accountability Act 2013</i>	7,500	7,500
<b>Total: Administrative Appeals Tribunal</b>	<b>7,500</b>	<b>7,500</b>
<b>Australian Federal Police</b>		
<i>Public Governance, Performance and Accountability Act 2013</i>	50	50
<b>Total: Australian Federal Police</b>	<b>50</b>	<b>50</b>
<b>Australian Financial Security Authority</b>		
<i>Bankruptcy Act 1966</i>	1,500	1,500
<i>Public Governance, Performance and Accountability Act 2013</i>	1,500	1,500
<b>Total: Australian Financial Security Authority</b>	<b>3,000</b>	<b>3,000</b>
<b>Federal Court of Australia</b>		
<i>Public Governance, Performance and Accountability Act 2013</i>	900	900
<b>Total: Federal Court of Australia</b>	<b>900</b>	<b>900</b>

	Estimated Actual 2023-2024 (\$'000)	Budget Estimate 2024-2025 (\$'000)
<b>CLIMATE CHANGE, ENERGY, THE ENVIRONMENT AND WATER PORTFOLIO</b>		
<b>Department of Climate Change, Energy, the Environment and Water</b>		
<i>Offshore Electricity Infrastructure Act 2021</i>	-	4,472
<i>Public Governance, Performance and Accountability Act 2013</i>	111	111
<b>Total: Department of Climate Change, Energy, the Environment and Water</b>	<b>111</b>	<b>4,583</b>
<b>Clean Energy Regulator</b>		
<i>Renewable Energy (Electricity) Act 2000</i>	509	509
<b>Total: Clean Energy Regulator</b>	<b>509</b>	<b>509</b>
<b>Great Barrier Reef Marine Park Authority</b>		
<i>Great Barrier Reef Marine Park Act 1975</i>	8,000	11,000
<b>Total: Great Barrier Reef Marine Park Authority</b>	<b>8,000</b>	<b>11,000</b>
<b>DEFENCE PORTFOLIO</b>		
<b>Department of Defence</b>		
<i>Australian Defence Force Cover Act 2015</i>	120,000	183,189
<i>Defence Force Retirement and Death Benefits Act 1973</i>	1,834,852	1,917,602
<i>Defence Forces Retirement Benefits Act 1948</i>	40,300	27,613
<i>Defence Home Ownership Assistance Scheme Act 2008</i>	220,016	236,275
<i>Military Superannuation and Benefits Act 1991</i>	2,048,270	2,325,519
<b>Total: Department of Defence</b>	<b>4,263,438</b>	<b>4,690,198</b>

	Estimated Actual 2023-2024 (\$'000)	Budget Estimate 2024-2025 (\$'000)
<b>Department of Veterans' Affairs</b>		
<i>Australian Participants in British Nuclear Tests and British Commonwealth Occupation Force (Treatment) Act 2006</i>	8,918	9,346
<i>Compensation (Japanese Internment) Act 2001</i>	25	25
<i>Military Rehabilitation and Compensation Act 2004</i>	3,481,971	3,718,174
<i>Papua New Guinea (Members of the Forces Benefits) Act 1957</i>	28	28
<i>Public Governance, Performance and Accountability Act 2013</i>	5	5
<i>Safety, Rehabilitation and Compensation (Defence-related Claims) Act 1988</i>	587,322	567,035
<i>Treatment Benefits (Special Access) Act 2019</i>	1,521	1,559
<i>Veterans' Entitlements Act 1986</i>	8,413,409	8,397,236
<b>Total: Department of Veterans' Affairs</b>	<b>12,493,199</b>	<b>12,693,408</b>
<b>EDUCATION PORTFOLIO</b>		
<b>Department of Education</b>		
<i>A New Tax System (Family Assistance) (Administration) Act 1999</i>	13,936,710	14,697,263
<i>Australian Education Act 2013</i>	29,052,049	30,072,206
<i>Higher Education Support Act 2003</i>	18,345,561	19,691,167
<b>Total: Department of Education</b>	<b>61,334,320</b>	<b>64,460,636</b>
<b>Australian Research Council</b>		
<i>Australian Research Council Act 2001 (a)</i>	851,414	-
<b>Total: Australian Research Council</b>	<b>851,414</b>	<b>-</b>
<b>Tertiary Education Quality and Standards Agency</b>		
<i>Public Governance, Performance and Accountability Act 2013</i>	200	200
<b>Total: Tertiary Education Quality and Standards Agency</b>	<b>200</b>	<b>200</b>
a) From 2024–25 onwards research funding will be provided through annual appropriations. The limited special appropriation in the <i>Australian Research Council Act 2001</i> will cease on 1 July 2024 upon commencement of the <i>Australian Research Council Amendment (Review Response) Act 2024</i> .		

	Estimated Actual 2023-2024 (\$'000)	Budget Estimate 2024-2025 (\$'000)
<b>EMPLOYMENT AND WORKPLACE RELATIONS PORTFOLIO</b>		
<b>Department of Employment and Workplace Relations</b>		
<i>Asbestos-related Claims (Management of Commonwealth Liabilities) Act 2005</i>	27,258	26,004
<i>Coal Mining Industry (Long Service Leave) Administration Act 1992</i>	233,358	251,764
<i>Fair Entitlements Guarantee Act 2012</i>	278,276	309,980
<i>Higher Education Support Act 2003</i>	281	-
<i>Public Governance, Performance and Accountability Act 2013</i>	50	50
<i>Safety, Rehabilitation and Compensation Act 1988</i>	26,359	24,917
<i>Trade Support Loans Act 2014</i>	236,974	258,179
<i>VET Student Loans Act 2016</i>	276,704	293,066
<b>Total: Department of Employment and Workplace Relations</b>	<b>1,079,260</b>	<b>1,163,960</b>
<b>Australian Skills Quality Authority</b>		
<i>Public Governance, Performance and Accountability Act 2013</i>	357	357
<b>Total: Australian Skills Quality Authority</b>	<b>357</b>	<b>357</b>
<b>Fair Work Commission</b>		
<i>Public Governance, Performance and Accountability Act 2013</i>	500	500
<b>Total: Fair Work Commission</b>	<b>500</b>	<b>500</b>
<b>Office of the Fair Work Ombudsman</b>		
<i>Fair Work Act 2009</i>	1,500	1,500
<b>Total: Office of the Fair Work Ombudsman</b>	<b>1,500</b>	<b>1,500</b>

	Estimated Actual 2023-2024 (\$'000)	Budget Estimate 2024-2025 (\$'000)
<b>FINANCE PORTFOLIO</b>		
<b>Department of Finance</b>		
<i>Commonwealth of Australia Constitution Act</i>	5,605	5,853
<i>Federal Circuit and Family Court of Australia Act 2021</i>	158	283
<i>Governance of Australian Government Superannuation Schemes Act 2011</i>	1,000	1,000
<i>Governor-General Act 1974</i>	1,187	1,233
<i>Judges' Pensions Act 1968</i>	63,157	66,053
<i>Medibank Private Sale Act 2006</i>	50	50
<i>Parliamentary Business Resources Act 2017</i>	270,943	289,564
<i>Parliamentary Contributory Superannuation Act 1948</i>	47,113	47,823
<i>Parliamentary Superannuation Act 2004</i>	8,925	9,255
<i>Public Governance, Performance and Accountability Act 2013</i>	2,032	2,038
<i>Same-Sex Relationships (Equal Treatment in Commonwealth Laws – Superannuation) Act 2008</i>	75	77
<i>Superannuation Act 1922</i>	44,496	40,303
<i>Superannuation Act 1976</i>	4,987,976	5,191,523
<i>Superannuation Act 1990</i>	3,978,838	4,212,232
<b>Total: Department of Finance</b>	<b>9,411,555</b>	<b>9,867,287</b>
<b>Australian Electoral Commission</b>		
<i>Commonwealth Electoral Act 1918</i>	14,900	91,616
<b>Total: Australian Electoral Commission</b>	<b>14,900</b>	<b>91,616</b>
<b>Independent Parliamentary Expenses Authority</b>		
<i>Parliamentary Business Resources Act 2017</i>	34,510	35,234
<i>Parliamentary Retirement Travel Act 2002</i>	629	641
<b>Total: Independent Parliamentary Expenses Authority</b>	<b>35,139</b>	<b>35,875</b>
<b>FOREIGN AFFAIRS AND TRADE PORTFOLIO</b>		
<b>Department of Foreign Affairs and Trade</b>		
<i>Official Development Assistance Multilateral Replenishment Obligations (Special Appropriation) Act 2020</i>	372,116	371,733
<i>Public Governance, Performance and Accountability Act 2013</i>	2,200	2,200
<b>Total: Department of Foreign Affairs and Trade</b>	<b>374,316</b>	<b>373,933</b>



	Estimated Actual 2023-2024 (\$'000)	Budget Estimate 2024-2025 (\$'000)
<b>HEALTH AND AGED CARE PORTFOLIO</b>		
<b>Department of Health and Aged Care</b>		
<i>Aged Care Act 1997</i>	28,112,185	31,625,206
<i>Dental Benefits Act 2008</i>	334,383	321,889
<i>Medical Indemnity Act 2002</i>	103,764	114,764
<i>Midwife Professional Indemnity (Commonwealth Contribution) Scheme Act 2010</i>	1,294	1,291
<i>National Health Act 1953</i>	2,432,643	2,376,871
<i>Private Health Insurance Act 2007</i>	7,045,553	7,252,067
<i>Public Governance, Performance and Accountability Act 2013</i>	2,000	2,000
<b>Total: Department of Health and Aged Care</b>	<b>38,031,822</b>	<b>41,694,088</b>
<b>HOME AFFAIRS PORTFOLIO</b>		
<b>Department of Home Affairs</b>		
<i>Customs Act 1901</i>	600	600
<i>Public Governance, Performance and Accountability Act 2013</i>	849,400	699,400
<i>Social Security (Administration) Act 1999</i>	375	-
<b>Total: Department of Home Affairs</b>	<b>850,375</b>	<b>700,000</b>
<b>National Emergency Management Agency</b>		
<i>Social Security (Administration) Act 1999</i>	85,470	11,000
<b>Total: National Emergency Management Agency</b>	<b>85,470</b>	<b>11,000</b>
<b>INDUSTRY, SCIENCE AND RESOURCES PORTFOLIO</b>		
<b>Department of Industry, Science and Resources</b>		
<i>Offshore Minerals Act 1994</i>	60	60
<i>Offshore Petroleum and Greenhouse Gas Storage Act 2006</i>	35,840	32,543
<i>Public Governance, Performance and Accountability Act 2013</i>	3,120	-
<b>Total: Department of Industry, Science and Resources</b>	<b>39,020</b>	<b>32,603</b>

	Estimated Actual 2023-2024 (\$'000)	Budget Estimate 2024-2025 (\$'000)
<b>INFRASTRUCTURE, TRANSPORT, REGIONAL DEVELOPMENT, COMMUNICATIONS AND THE ARTS PORTFOLIO</b>		
<b>Department of Infrastructure, Transport, Regional Development, Communications and the Arts</b>		
<i>Australian Maritime Safety Authority Act 1990</i>	133,429	135,848
<i>Aviation Fuel Revenues (Special Appropriation) Act 1988</i>	123,544	131,004
<i>Civil Aviation Act 1988</i>	1,000	1,000
<i>Local Government (Financial Assistance) Act 1995</i>	8,678	3,270,953
<i>Northern Australia Infrastructure Facility Act 2016</i>	787,103	672,355
<i>Protection of the Sea (Oil Pollution Compensation Fund) Act 1993</i>	600	600
<i>Public Governance, Performance and Accountability Act 2013</i>	550	100
<b>Total: Department of Infrastructure, Transport, Regional Development, Communications and the Arts</b>	<b>1,054,904</b>	<b>4,211,860</b>
<b>Australian Communications and Media Authority</b>		
<i>Public Governance, Performance and Accountability Act 2013</i>	26,300	8,000
<i>Telecommunications Act 1997</i>	300	300
<b>Total: Australian Communications and Media Authority</b>	<b>26,600</b>	<b>8,300</b>
<b>National Capital Authority</b>		
<i>Public Governance, Performance and Accountability Act 2013</i>	25	25
<b>Total: National Capital Authority</b>	<b>25</b>	<b>25</b>
<b>PRIME MINISTER AND CABINET PORTFOLIO</b>		
<b>Department of the Prime Minister and Cabinet</b>		
<i>Public Governance, Performance and Accountability Act 2013</i>	10	10
<b>Total: Department of the Prime Minister and Cabinet</b>	<b>10</b>	<b>10</b>
<b>Australian National Audit Office</b>		
<i>Auditor-General Act 1997</i>	778	800
<b>Total: Australian National Audit Office</b>	<b>778</b>	<b>800</b>
<b>Australian Public Service Commission</b>		
<i>Remuneration Tribunal Act 1973</i>	4,537	4,633
<b>Total: Australian Public Service Commission</b>	<b>4,537</b>	<b>4,633</b>

	Estimated Actual 2023-2024 (\$'000)	Budget Estimate 2024-2025 (\$'000)
<b>National Indigenous Australians Agency</b>		
<i>Aboriginal Land Rights (Northern Territory) Act 1976</i>	1,153	1,180
<i>Higher Education Support Act 2003</i>	78,472	83,086
<i>Public Governance, Performance and Accountability Act 2013</i>	10	10
<b>Total: National Indigenous Australians Agency</b>	<b>79,635</b>	<b>84,276</b>
<b>Office of the Official Secretary to the Governor-General</b>		
<i>Governor-General Act 1974</i>	495	495
<b>Total: Office of the Official Secretary to the Governor-General</b>	<b>495</b>	<b>495</b>
<b>SOCIAL SERVICES PORTFOLIO</b>		
<b>Department of Social Services</b>		
<i>A New Tax System (Family Assistance) (Administration) Act 1999</i>	16,586,270	17,246,323
<i>National Redress Scheme for Institutional Child Sexual Abuse Act 2018</i>	466,784	656,592
<i>Paid Parental Leave Act 2010</i>	2,983,159	3,318,118
<i>Public Governance, Performance and Accountability Act 2013</i>	823	823
<i>Social Security (Administration) Act 1999</i>	116,236,338	122,411,801
<i>Student Assistance Act 1973</i>	439,018	462,948
<b>Total: Department of Social Services</b>	<b>136,712,392</b>	<b>144,096,605</b>
<b>Services Australia</b>		
<i>Public Governance, Performance and Accountability Act 2013</i>	1,000	1,000
<b>Total: Services Australia</b>	<b>1,000</b>	<b>1,000</b>

	Estimated Actual 2023-2024 (\$'000)	Budget Estimate 2024-2025 (\$'000)
<b>TREASURY PORTFOLIO</b>		
<b>Department of the Treasury</b>		
<i>Australian Business Growth Fund (Coronavirus Economic Response Package) Act 2020</i>	14,828	-
<i>Corporations Act 2001</i>	-	265,006
<i>Federal Financial Relations Act 2009</i>	122,912,734	127,617,587
<i>Guarantee of Lending to Small and Medium Enterprises (Coronavirus Economic Response Package) Act 2020</i>	41,412	38,292
<i>Housing Australia Act 2018 (a)</i>	36	2,165
<i>International Finance Corporation Act 1955</i>	31,966	-
<i>International Monetary Agreements Act 1947</i>	1,416,170	591,782
<b>Total: Department of the Treasury</b>	<b>124,417,146</b>	<b>128,514,832</b>
<b>Australian Competition and Consumer Commission</b>		
<i>Public Governance, Performance and Accountability Act 2013</i>	20	20
<b>Total: Australian Competition and Consumer Commission</b>	<b>20</b>	<b>20</b>
<b>Australian Office of Financial Management</b>		
<i>Commonwealth Inscribed Stock Act 1911</i>	179,973,773	527,811,168
<i>Financial Agreement Act 1994</i>	10	10
<b>Total: Australian Office of Financial Management</b>	<b>179,973,783</b>	<b>527,811,178</b>
<b>Australian Securities and Investments Commission</b>		
<i>Banking Act 1959</i>	96,052	112,975
<i>Life Insurance Act 1995</i>	10,998	10,392
<i>Public Governance, Performance and Accountability Act 2013</i>	52,750	52,327
<b>Total: Australian Securities and Investments Commission</b>	<b>159,800</b>	<b>175,694</b>

	Estimated Actual 2023-2024 (\$'000)	Budget Estimate 2024-2025 (\$'000)
<b>Australian Taxation Office</b>		
<i>Product Grants and Benefits Administration Act 2000</i>	84,430	89,625
<i>Public Governance, Performance and Accountability Act 2013</i>	120,000	120,000
<i>Superannuation Guarantee (Administration) Act 1992</i>	1,119,900	1,204,000
<i>Taxation Administration Act 1953</i>	16,823,697	16,791,567
<b>Total: Australian Taxation Office</b>	<b>18,148,027</b>	<b>18,205,192</b>
<b>Total Special Appropriations</b>	<b>590,628,185</b>	<b>960,046,870</b>
a) <i>The National Housing Finance and Investment Corporation Act 2018 was re-named the Housing Australia Act 2018 on 12 October 2023 upon commencement of Schedule 1 to the Treasury Laws Amendment (Housing Measures No. 1) Act 2023.</i>		



## Special Accounts Table

### Overview of the Special Accounts Table

A special account is an appropriation mechanism that sets aside an amount within the CRF for specific expenditure purposes. Special accounts can be used to appropriate for expenditure that is resourced from contributions from other parties, such as other governments, contributions from industry or members of the community. Special accounts can also be credited with amounts from annual appropriations and special appropriations (including other special accounts), if those amounts were appropriated for the same purpose as the special account. Special accounts can be credited with amounts held on trust – these amounts are not shown in the Special Accounts Table as they are not considered resourcing available to the agency.

The Summary of Special Accounts Table presents total portfolio resourcing that is expected to be provided by other agencies, individuals and non-government bodies.

The Special Accounts Table lists special accounts by portfolio and responsible agency. For each special account, the Special Accounts Table shows the estimated opening balance for the Budget and comparator years, estimated cash inflows and outflows (receipts and payments) during the year, and estimated closing balance at the end of the Budget and comparator years. Estimated resources for the comparator year are printed in italics. Where responsibility for managing a special account is moved between agencies during the year, the part year impact for each agency is shown.

The column headed *Receipts (Non-Appropriated)* shows estimated amounts to be credited to a special account, which are received from other agencies, individuals, and non-government bodies. The column headed *Receipts (Appropriated)* shows amounts estimated to be credited to a special account, which are appropriated to the agency in an annual Appropriation Act or another Act containing a special appropriation (including other special accounts).

Amounts for an agency in the Special Accounts Table column headed *Receipts (Non-Appropriated)* can be matched with the Agency Resourcing Table column headed *Special Accounts*. Amounts in the Special Accounts Table column headed *Receipts (Appropriated)* are included in the Agency Resourcing Table in the column(s) headed *Appropriation Bill No. 1, Appropriation Bill No. 2 and/or Special Appropriation*. Further detail on matching amounts between these two tables is in Figure 4 of the *Guide to Resourcing Tables* section.

Special accounts which had no balance, receipts or payments during the Budget or comparator years are not included in the Special Accounts Table. A list of current special accounts can be found in the *Chart of Special Accounts*, which is available on the Finance website.

Portfolio	Estimated Actual Receipts (Non-Appropriated) 2023-2024	Budget Estimate Receipts (Non-Appropriated) 2024-2025
	(\$'000)	(\$'000)
Agriculture, Fisheries and Forestry	654,286	701,380
Attorney-General's	262,771	247,863
Climate Change, Energy, the Environment and Water	447,682	389,054
Defence	174,935	389,461
Education	10,265	11,202
Employment and Workplace Relations	15,630	16,034
Finance	54,888,748	67,257,486
Foreign Affairs and Trade	49,114	43,391
Health and Aged Care	1,958,200	2,124,595
Home Affairs	-	-
Industry, Science and Resources	313,754	344,610
Infrastructure, Transport, Regional Development, Communications and the Arts	24,291	24,442
Prime Minister and Cabinet	1,674,825	1,155,167
Social Services	2,405,926	2,454,419
Treasury	3,459,285	1,786,904
<b>Total : Special accounts</b>	<b>66,339,712</b>	<b>76,946,008</b>



	Budget Estimate – 2024-2025					
	<i>Estimated Actual – 2023-2024</i>					
	Opening Balance	Receipts (Non- Appropriated)	Receipts (Appropriated)	Payments	Adjustments	Closing Balance
	(\$'000)	(\$'000)	(\$'000)	(\$'000)	(\$'000)	(\$'000)
<b>AGRICULTURE, FISHERIES AND FORESTRY PORTFOLIO</b>						
<b>Department of Agriculture, Fisheries and Forestry</b>						
Agriculture Future Drought Resilience Special Account	13,286	100,000	-	-57,914	-	55,372
	<i>70,573</i>	<i>100,323</i>	-	<i>-157,610</i>	-	<i>13,286</i>
Biosecurity, Imported Food and Export Certification Special Account 2020	9,165	553,642	92,413	-646,055	-	9,165
	<i>9,165</i>	<i>506,620</i>	<i>92,124</i>	<i>-598,744</i>	-	<i>9,165</i>
National Cattle Disease Eradication Account	-	-	-	-	-	-
	<i>15</i>	-	-	<i>-15</i>	-	-
National Residue Survey Account	2,661	28,071	-	-28,071	-	2,661
	<i>2,661</i>	<i>29,197</i>	-	<i>-29,197</i>	-	<i>2,661</i>
<b>Total: Department of Agriculture, Fisheries and Forestry</b>	<b>25,112</b>	<b>681,713</b>	<b>92,413</b>	<b>-732,040</b>	<b>-</b>	<b>67,198</b>
	<i>82,414</i>	<i>636,140</i>	<i>92,124</i>	<i>-785,566</i>	-	<i>25,112</i>
<b>Australian Fisheries Management Authority</b>						
AFMA Special Account	11,614	19,667	27,741	-47,708	-	11,314
	<i>13,010</i>	<i>18,146</i>	<i>26,910</i>	<i>-46,452</i>	-	<i>11,614</i>
<b>Total: Australian Fisheries Management Authority</b>	<b>11,614</b>	<b>19,667</b>	<b>27,741</b>	<b>-47,708</b>	<b>-</b>	<b>11,314</b>
	<i>13,010</i>	<i>18,146</i>	<i>26,910</i>	<i>-46,452</i>	-	<i>11,614</i>

Budget Estimate – 2024-2025  
*Estimated Actual – 2023-2024*

**ATTORNEY-GENERAL'S PORTFOLIO**

**Attorney-General's Department**

	Opening Balance (\$'000)	Receipts (Non-Appropriated) (\$'000)	Receipts (Appropriated) (\$'000)	Payments (\$'000)	Adjustments (\$'000)	Closing Balance (\$'000)
Attorney-General's Department SOETM Special Account 2021	1,631	1,039	-	-1,039	-	1,631
	<i>1,631</i>	<i>1,039</i>	-	<i>-1,039</i>	-	<i>1,631</i>
POCA Programs Special Account 2018	6,292	28,529	-	-29,546	-	5,275
	<i>11,840</i>	<i>47,751</i>	-	<i>-53,299</i>	-	<i>6,292</i>
<b>Total: Attorney-General's Department</b>	<b>7,923</b>	<b>29,568</b>	<b>-</b>	<b>-30,585</b>	<b>-</b>	<b>6,906</b>
	<i>13,471</i>	<i>48,790</i>	-	<i>-54,338</i>	-	<i>7,923</i>

**Australian Criminal Intelligence Commission**

National Policing Information Systems and Services Special Account	97,582	147,719	25,946	-181,974	-	89,273
	<i>142,955</i>	<i>142,630</i>	<i>19,713</i>	<i>-207,716</i>	-	<i>97,582</i>
<b>Total: Australian Criminal Intelligence Commission</b>	<b>97,582</b>	<b>147,719</b>	<b>25,946</b>	<b>-181,974</b>	<b>-</b>	<b>89,273</b>
	<i>142,955</i>	<i>142,630</i>	<i>19,713</i>	<i>-207,716</i>	-	<i>97,582</i>

**Australian Federal Police**

Australian Federal Police SOETM Special Account 2021	15,671	9,536	1,616	-53,747	42,595	15,671
	<i>15,671</i>	<i>11,488</i>	<i>1,600</i>	<i>-50,115</i>	<i>37,027</i>	<i>15,671</i>
<b>Total: Australian Federal Police</b>	<b>15,671</b>	<b>9,536</b>	<b>1,616</b>	<b>-53,747</b>	<b>42,595</b>	<b>15,671</b>
	<i>15,671</i>	<i>11,488</i>	<i>1,600</i>	<i>-50,115</i>	<i>37,027</i>	<i>15,671</i>

Budget Estimate – 2024-2025  
*Estimated Actual – 2023-2024*

	Opening Balance (\$'000)	Receipts (Non- Appropriated) (\$'000)	Receipts (Appropriated) (\$'000)	Payments (\$'000)	Adjustments (\$'000)	Closing Balance (\$'000)
<b>Australian Financial Security Authority</b>						
Common Investment Fund Equalisation Account	98	324	-	-324	-	98
	98	318	-	-318	-	98
Confiscated Assets Account	147,006	60,123	-	-81,844	-	125,285
	169,763	58,884	-	-81,641	-	147,006
<b>Total: Australian Financial Security Authority</b>	147,104	60,447	-	-82,168	-	125,383
	169,861	59,202	-	-81,959	-	147,104
<b>Australian Institute of Criminology</b>						
Criminology Research Special Account	3,770	593	-	-593	-	3,770
	4,152	661	-	-1,043	-	3,770
<b>Total: Australian Institute of Criminology</b>	3,770	593	-	-593	-	3,770
	4,152	661	-	-1,043	-	3,770
<b>Australian Law Reform Commission</b>						
Law Reform Special Account	1,414	-	2,693	-2,693	-	1,414
	1,414	-	2,663	-2,663	-	1,414
<b>Total: Australian Law Reform Commission</b>	1,414	-	2,693	-2,693	-	1,414
	1,414	-	2,663	-2,663	-	1,414

Budget Estimate – 2024-2025  
*Estimated Actual – 2023-2024*

**CLIMATE CHANGE, ENERGY, THE ENVIRONMENT  
AND WATER PORTFOLIO**

**Department of Climate Change, Energy, the  
Environment and Water**

	Opening Balance (\$'000)	Receipts (Non- Appropriated) (\$'000)	Receipts (Appropriated) (\$'000)	Payments (\$'000)	Adjustments (\$'000)	Closing Balance (\$'000)
Clean Energy Finance Corporation Special Account	24,024,000	350,000	399,167	-2,555,000	-	22,218,167
	<i>16,574,000</i>	<i>400,000</i>	<i>8,070,000</i>	<i>-1,020,000</i>	-	<i>24,024,000</i>
Energy and Climate Change Special Account 2023#	14,463	-	8,771	-8,771	-	14,463
	-	4,159	11,627	-14,340	13,017	14,463
Energy Special Account 2015*	-	-	-	-	-	-
	13,017	-	-	-	-13,017	-
Environmental Water Holdings Special Account	81,253	-	47,808	-64,470	-	64,591
	102,151	-	46,548	-67,446	-	81,253
National Environment Protection Council Special Account	5,530	-	676	-676	-	5,530
	5,530	-	574	-574	-	5,530
Natural Heritage Trust of Australia Account	463,006	-	210,203	-241,531	-	431,678
	457,545	-	179,222	-173,761	-	463,006
Ozone Protection and SGG Account	39,835	13,450	-	-18,800	-	34,485
	42,330	14,800	-	-17,295	-	39,835

Budget Estimate – 2024-2025  
*Estimated Actual – 2023-2024*

	Opening Balance (\$'000)	Receipts (Non- Appropriated) (\$'000)	Receipts (Appropriated) (\$'000)	Payments (\$'000)	Adjustments (\$'000)	Closing Balance (\$'000)
Reef Trust Special Account 2014	24,978	-	134,560	-146,602	-	12,936
	29,598	1,511	48,483	-54,614	-	24,978
Rewiring the Nation Special Account 2023#	644,080	-	250,000	-161,360	-	732,720
	-	-	750,000	-105,920	-	644,080
Water for the Environment Special Account	1,264,771	-	221,540	-613,400	-	872,911
	1,351,108	-	-	-116,337	30,000	1,264,771
Water Resources Special Account 2016	2,633	914	698	-2,576	-	1,669
	2,945	824	891	-2,027	-	2,633
WELS Account	2,822	1,885	239	-3,431	-	1,515
	4,558	1,856	229	-3,821	-	2,822
<b>Total: Department of Climate Change, Energy, the Environment and Water</b>	26,567,371	366,249	1,273,662	-3,816,617	-	24,390,665
	18,582,782	423,150	9,107,574	-1,576,135	30,000	26,567,371

	Budget Estimate – 2024-2025					Closing Balance (\$'000)
	Opening Balance (\$'000)	Receipts (Non- Appropriated) (\$'000)	Receipts (Appropriated) (\$'000)	Payments (\$'000)	Adjustments (\$'000)	
<b>Clean Energy Regulator</b>						
Renewable Energy Special Account	117,192	3,500	-	-3,500	-	117,192
	<i>117,192</i>	<i>3,500</i>	-	<i>-3,500</i>	-	<i>117,192</i>
<b>Total: Clean Energy Regulator</b>	117,192	3,500	-	-3,500	-	117,192
	<i>117,192</i>	<i>3,500</i>	-	<i>-3,500</i>	-	<i>117,192</i>
<b>Great Barrier Reef Marine Park Authority</b>						
Great Barrier Reef Field Management Special Account	5,994	19,305	19,128	-42,433	-	1,994
	<i>28,485</i>	<i>21,032</i>	<i>19,059</i>	<i>-62,582</i>	-	<i>5,994</i>
<b>Total: Great Barrier Reef Marine Park Authority</b>	5,994	19,305	19,128	-42,433	-	1,994
	<i>28,485</i>	<i>21,032</i>	<i>19,059</i>	<i>-62,582</i>	-	<i>5,994</i>

\*Denotes a special account which ceased.

#Denotes a special account which commenced.

	Budget Estimate – 2024-2025					
	<i>Estimated Actual – 2023-2024</i>					
	Opening Balance	Receipts (Non- Appropriated)	Receipts (Appropriated)	Payments	Adjustments	Closing Balance
	(\$'000)	(\$'000)	(\$'000)	(\$'000)	(\$'000)	(\$'000)
<b>DEFENCE PORTFOLIO</b>						
<b>Department of Defence</b>						
Defence Endowments, Bequests and Other Trust	85,576	273,151	-	-305,192	-	53,535
Moneys Special Account 2019	178,322	67,466	-	-160,212	-	85,576
<b>Total: Department of Defence</b>	85,576	273,151	-	-305,192	-	53,535
	178,322	67,466	-	-160,212	-	85,576
<b>Australian Signals Directorate</b>						
ASD Trust and Other Moneys Special Account 2018	19,708	-	-	-	-	19,708
	19,708	-	-	-	-	19,708
<b>Total: Australian Signals Directorate</b>	19,708	-	-	-	-	19,708
	19,708	-	-	-	-	19,708
<b>Department of Veterans' Affairs</b>						
Defence Service Homes Insurance Account	26,723	116,265	120	-116,291	-	26,817
	26,629	107,434	120	-107,460	-	26,723
Department of Veterans' Affairs SOETM Special Account 2022	289	45	-	-45	-	289
	289	35	-	-35	-	289
<b>Total: Department of Veterans' Affairs</b>	27,012	116,310	120	-116,336	-	27,106
	26,918	107,469	120	-107,495	-	27,012

Budget Estimate – 2024-2025  
Estimated Actual – 2023-2024

	Opening Balance (\$'000)	Receipts (Non- Appropriated) (\$'000)	Receipts (Appropriated) (\$'000)	Payments (\$'000)	Adjustments (\$'000)	Closing Balance (\$'000)
<b>EDUCATION PORTFOLIO</b>						
<b>Department of Education</b>						
Early Years Quality Fund Special Account	42,135	-	-	-	-	42,135
	42,135	-	-	-	-	42,135
Education SOETM Special Account 2018	2,859	830	229	-1,500	-	2,418
	3,599	830	230	-1,800	-	2,859
Higher Education Tuition Protection Fund	12,653	6,372	-	-3,620	-825	14,580
	9,923	5,935	1,000	-3,390	-815	12,653
Overseas Students Tuition Fund	45,612	4,000	-	-3,875	-	45,737
	45,899	3,500	-	-3,787	-	45,612
<b>Total: Department of Education</b>	103,259	11,202	229	-8,995	-825	104,870
	101,556	10,265	1,230	-8,977	-815	103,259
<b>Australian Research Council</b>						
ARC Research Endowment Account	2,120	-	-	-	-	2,120
	2,120	-	-	-	-	2,120
<b>Total: Australian Research Council</b>	2,120	-	-	-	-	2,120
	2,120	-	-	-	-	2,120



Budget Estimate – 2024-2025

*Estimated Actual – 2023-2024*

	Opening Balance (\$'000)	Receipts (Non- Appropriated) (\$'000)	Receipts (Appropriated) (\$'000)	Payments (\$'000)	Adjustments (\$'000)	Closing Balance (\$'000)
<b>EMPLOYMENT AND WORKPLACE RELATIONS PORTFOLIO</b>						
<b>Department of Employment and Workplace Relations</b>						
Student Identifiers Special Account	5,727	-	8,446	-8,446	-	5,727
	5,727	-	10,993	-10,993	-	5,727
VSL Tuition Protection Fund	10,362	3,292	531	-2,687	-493	11,005
	9,715	3,168	531	-2,580	-472	10,362
<b>Total: Department of Employment and Workplace Relations</b>	16,089	3,292	8,977	-11,133	-493	16,732
	15,442	3,168	11,524	-13,573	-472	16,089
<b>Safe Work Australia</b>						
Safe Work Australia Special Account	24,921	12,573	12,572	-25,145	-	24,921
	24,921	12,233	12,227	-24,460	-	24,921
<b>Total: Safe Work Australia</b>	24,921	12,573	12,572	-25,145	-	24,921
	24,921	12,233	12,227	-24,460	-	24,921
<b>Seafarers Safety, Rehabilitation and Compensation Authority</b>						
Seafarers Special Account 2018	2,585	169	-	-186	-	2,568
	1,607	229	900	-151	-	2,585
<b>Total: Seafarers Safety, Rehabilitation and Compensation Authority</b>	2,585	169	-	-186	-	2,568
	1,607	229	900	-151	-	2,585

Budget Estimate – 2024-2025  
*Estimated Actual – 2023-2024*

	Opening Balance (\$'000)	Receipts (Non- Appropriated) (\$'000)	Receipts (Appropriated) (\$'000)	Payments (\$'000)	Adjustments (\$'000)	Closing Balance (\$'000)
<b>FINANCE PORTFOLIO</b>						
<b>Department of Finance</b>						
Aboriginal and Torres Strait Islander Land and Sea Future Fund Special Account	-	2,333,358	-	-2,333,358	-	-
Comcover Special Account 2018	1,078,151	215,782	690,956	-550,016	-	1,434,873
Coordinated Procurement Contracting Special Account 2018	1,119,185	215,781	30,040	-286,855	-	1,078,151
DHA Borrowings Special Account 2020	437,611	121,148	1,194	-248,471	-	311,482
DisabilityCare Australia Fund Special Account	32,489	33,469	440,767	-69,035	-79	437,611
Future Drought Fund Special Account	405,911	219,831	-	-263,161	-	362,581
	500,686	5,406	-	-100,181	-	405,911
Disaster Ready Fund Special Account	-	18,473,384	-	-18,473,384	-	-
	-	17,743,927	6,017,500	-23,761,427	-	-
	-	4,785,953	-	-4,785,953	-	-
	-	4,751,500	-	-4,751,500	-	-
	-	5,060,821	-	-5,060,821	-	-
	-	4,916,050	-	-4,916,050	-	-

Budget Estimate – 2024-2025  
*Estimated Actual – 2023-2024*

	Opening Balance (\$'000)	Receipts (Non- Appropriated) (\$'000)	Receipts (Appropriated) (\$'000)	Payments (\$'000)	Adjustments (\$'000)	Closing Balance (\$'000)
Housing Australia Future Fund Special Account#	-	10,837,009	-	-10,837,009	-	-
	-	306,231	-	-10,306,231	10,000,000	-
Medical Research Future Fund Special Account	-	24,016,773	-	-24,016,773	-	-
	-	23,374,204	-	-23,374,204	-	-
Property Special Account 2014	42,934	82,942	291,267	-374,218	-27,990	14,935
	155,269	82,350	171,688	-309,230	-57,143	42,934
SDO Special Account 2018	11,992	43,177	8,481	-51,657	-	11,993
	26,941	45,240	3,487	-53,676	-10,000	11,992
<b>Total: Department of Finance</b>	1,976,599	66,190,178	991,898	-66,994,821	-27,990	2,135,864
	1,834,570	53,757,806	6,663,482	-70,212,037	9,932,778	1,976,599
<b>Commonwealth Superannuation Corporation</b>						
CSC Special Account	35,137	172,701	-	-171,836	-	36,002
	41,800	161,646	-	-168,309	-	35,137
<b>Total: Commonwealth Superannuation Corporation</b>	35,137	172,701	-	-171,836	-	36,002
	41,800	161,646	-	-168,309	-	35,137

	Budget Estimate – 2024-2025					
	<i>Estimated Actual – 2023-2024</i>					
	Opening Balance	Receipts (Non-Appropriated)	Receipts (Appropriated)	Payments	Adjustments	Closing Balance
	(\$'000)	(\$'000)	(\$'000)	(\$'000)	(\$'000)	(\$'000)
<b>Digital Transformation Agency</b>						
ICT Coordinated Procurement Special Account 2017	199,972	395,319	-	-382,645	-	212,646
	<i>191,241</i>	<i>414,444</i>	-	<i>-405,713</i>	-	<i>199,972</i>
<b>Total: Digital Transformation Agency</b>	199,972	395,319	-	-382,645	-	212,646
	<i>191,241</i>	<i>414,444</i>	-	<i>-405,713</i>	-	<i>199,972</i>
<b>Future Fund Management Agency</b>						
Future Fund Special Account	-	499,288	-	-499,288	-	-
	-	<i>554,852</i>	-	<i>-554,852</i>	-	-
<b>Total: Future Fund Management Agency</b>	-	499,288	-	-499,288	-	-
	-	<i>554,852</i>	-	<i>-554,852</i>	-	-

#Denotes a special account which commenced.

	Budget Estimate – 2024-2025					
	<i>Estimated Actual – 2023-2024</i>					
	Opening Balance (\$'000)	Receipts (Non- Appropriated) (\$'000)	Receipts (Appropriated) (\$'000)	Payments (\$'000)	Adjustments (\$'000)	Closing Balance (\$'000)
<b>FOREIGN AFFAIRS AND TRADE PORTFOLIO</b>						
<b>Department of Foreign Affairs and Trade</b>						
DFAT SOETM Special Account 2019	56,864	1,000	-	-36,910	-	20,954
	85,578	1,000	-	-29,714	-	56,864
Overseas Property Special Account 2017	353,555	39,698	87,618	-218,700	-	262,171
	476,916	39,309	86,750	-249,420	-	353,555
<b>Total: Department of Foreign Affairs and Trade</b>	410,419	40,698	87,618	-255,610	-	283,125
	562,494	40,309	86,750	-279,134	-	410,419
<b>Australian Centre for International Agricultural Research</b>						
Australian Centre for International Agricultural Research Account	12,524	2,693	-	-6,000	-	9,217
	14,149	8,805	-	-10,430	-	12,524
<b>Total: Australian Centre for International Agricultural Research</b>	12,524	2,693	-	-6,000	-	9,217
	14,149	8,805	-	-10,430	-	12,524
<b>Australian Trade and Investment Commission</b>						
Austrade SOETM Special Account 2018	40	-	-	-	-	40
	108	-	-	-68	-	40
<b>Total: Australian Trade and Investment Commission</b>	40	-	-	-	-	40
	108	-	-	-68	-	40

Budget Estimate – 2024-2025  
Estimated Actual – 2023-2024

	Opening Balance (\$'000)	Receipts (Non- Appropriated) (\$'000)	Receipts (Appropriated) (\$'000)	Payments (\$'000)	Adjustments (\$'000)	Closing Balance (\$'000)
<b>HEALTH AND AGED CARE PORTFOLIO</b>						
<b>Department of Health and Aged Care</b>						
Australian Immunisation Register Special Account 2016	9,224 8,057	3,853 3,853	7,133 7,133	-9,819 -9,819	- -	10,391 9,224
Biomedical Translation Fund Special Account 2023#	62,120 -	- -	- 69,621	- -7,501	- -	62,120 62,120
Gene Technology Account	9,086 9,086	139 139	7,956 11,094	-7,583 -11,233	- -	9,598 9,086
Health SOETM Special Account 2021	368,206 368,206	- -	11,478 10,931	-11,478 -10,931	- -	368,206 368,206
Industrial Chemicals Special Account	37,491 36,564	20,914 20,891	1,802 760	-22,228 -20,724	- -	37,979 37,491
Medicare Guarantee Fund (Health) Special Account	5,241,726 5,241,726	- -	- -	-50,410,609 -47,540,157	49,608,262 47,540,157	4,439,379 5,241,726
MRFF Health Special Account	114,455 114,455	- -	- -	-650,000 -650,000	650,000 650,000	114,455 114,455
Sport and Recreation Special Account 2016	182 182	- -	- -	- -	- -	182 182

Budget Estimate – 2024-2025

*Estimated Actual – 2023-2024*

	Opening Balance (\$'000)	Receipts (Non- Appropriated) (\$'000)	Receipts (Appropriated) (\$'000)	Payments (\$'000)	Adjustments (\$'000)	Closing Balance (\$'000)
Therapeutic Goods Administration Account	60,102	202,532	57,621	-263,083	-	57,172
	71,623	195,531	34,777	-241,829	-	60,102
<b>Total: Department of Health and Aged Care</b>	5,902,592	227,438	85,990	-51,374,800	50,258,262	5,099,482
	5,849,899	220,414	134,316	-48,492,194	48,190,157	5,902,592
<b>Australian National Preventive Health Agency</b>						
ANPHA Special Account	12,383	-	-	-	-	12,383
	12,383	-	-	-	-	12,383
<b>Total: Australian National Preventive Health Agency</b>	12,383	-	-	-	-	12,383
	12,383	-	-	-	-	12,383
<b>Australian Radiation Protection and Nuclear Safety Agency</b>						
ARPANSA Account	1,357	14,993	19,984	-34,977	-	1,357
	1,357	13,424	19,962	-33,386	-	1,357
<b>Total: Australian Radiation Protection and Nuclear Safety Agency</b>	1,357	14,993	19,984	-34,977	-	1,357
	1,357	13,424	19,962	-33,386	-	1,357

	Budget Estimate – 2024-2025					
	<i>Estimated Actual – 2023-2024</i>					
	Opening Balance	Receipts (Non-Appropriated)	Receipts (Appropriated)	Payments	Adjustments	Closing Balance
	(\$'000)	(\$'000)	(\$'000)	(\$'000)	(\$'000)	(\$'000)
<b>National Blood Authority</b>						
National Blood Account	246,182	1,858,862	17,531	-1,862,921	-	259,654
	233,088	1,704,067	15,447	-1,706,420	-	246,182
NMF Blood and Blood Products Special Account 2017	1,681	13,302	-	-10,672	-	4,311
	2,058	10,295	-	-10,672	-	1,681
<b>Total: National Blood Authority</b>	247,863	1,872,164	17,531	-1,873,593	-	263,965
	235,146	1,714,362	15,447	-1,717,092	-	247,863
<b>National Health and Medical Research Council</b>						
Medical Research Endowment Account	304,518	10,000	940,330	-984,155	-	270,693
	329,746	10,000	910,652	-945,880	-	304,518
<b>Total: National Health and Medical Research Council</b>	304,518	10,000	940,330	-984,155	-	270,693
	329,746	10,000	910,652	-945,880	-	304,518

#Denotes a special account which commenced.



Budget Estimate – 2024-2025  
*Estimated Actual – 2023-2024*

	Opening Balance (\$'000)	Receipts (Non- Appropriated) (\$'000)	Receipts (Appropriated) (\$'000)	Payments (\$'000)	Adjustments (\$'000)	Closing Balance (\$'000)
<b>HOME AFFAIRS PORTFOLIO</b>						
<b>Department of Home Affairs</b>						
Home Affairs SOETM Special Account 2018	1,473	-	-	-	-	1,473
	1,473	-	-	-	-	1,473
<b>Total: Department of Home Affairs</b>	1,473	-	-	-	-	1,473
	1,473	-	-	-	-	1,473

Budget Estimate – 2024-2025  
*Estimated Actual – 2023-2024*

	Opening Balance (\$'000)	Receipts (Non- Appropriated) (\$'000)	Receipts (Appropriated) (\$'000)	Payments (\$'000)	Adjustments (\$'000)	Closing Balance (\$'000)
<b>INDUSTRY, SCIENCE AND RESOURCES PORTFOLIO</b>						
<b>Department of Industry, Science and Resources</b>						
ABCB Special Account 2019	3,855	6,635	4,000	-14,490	-	-
	8,539	5,412	4,000	-14,096	-	3,855
Industry, Science and Resources SOETM Special Account 2021	8,858	-	-	-	-	8,858
	9,049	-	-	-191	-	8,858
Innovation, Science and Technology – Donations, Bequests and Sponsorship Special Account 2016	116	5	-	-	-	121
	856	93	-	-833	-	116
National Offshore Petroleum Titles Administrator Special Account	6,848	23,059	-	-24,218	-	5,689
	11,552	17,700	540	-22,944	-	6,848
National Reconstruction Fund Corporation Special Account#	4,950,000	-	-	-550,000	-	4,400,000
	-	-	-	-50,000	5,000,000	4,950,000
Offshore Infrastructure Registrar Special Account	10,948	15,579	675	-14,918	-	12,284
	11,100	10,939	664	-11,755	-	10,948

Budget Estimate – 2024-2025

*Estimated Actual – 2023-2024*

	Opening Balance (\$'000)	Receipts (Non- Appropriated) (\$'000)	Receipts (Appropriated) (\$'000)	Payments (\$'000)	Adjustments (\$'000)	Closing Balance (\$'000)
Ranger Rehabilitation Special Account 2017	510,636	20,794	-	-72,953	-	458,477
	<b>488,866</b>	<b>21,770</b>	<b>-</b>	<b>-</b>	<b>-</b>	<b>510,636</b>
<b>Total: Department of Industry, Science and Resources</b>	<b>5,491,261</b>	<b>66,072</b>	<b>4,675</b>	<b>-676,579</b>	<b>-</b>	<b>4,885,429</b>
	<b>529,962</b>	<b>55,914</b>	<b>5,204</b>	<b>-99,819</b>	<b>5,000,000</b>	<b>5,491,261</b>
<b>IP Australia</b>						
Intellectual Property Special Account 2017	79,821	278,538	380	-274,854	-	83,885
	<b>74,961</b>	<b>257,840</b>	<b>371</b>	<b>-253,351</b>	<b>-</b>	<b>79,821</b>
<b>Total: IP Australia</b>	<b>79,821</b>	<b>278,538</b>	<b>380</b>	<b>-274,854</b>	<b>-</b>	<b>83,885</b>
	<b>74,961</b>	<b>257,840</b>	<b>371</b>	<b>-253,351</b>	<b>-</b>	<b>79,821</b>

#Denotes a special account which commenced.

Budget Estimate – 2024-2025  
*Estimated Actual – 2023-2024*

**INFRASTRUCTURE, TRANSPORT, REGIONAL DEVELOPMENT, COMMUNICATIONS AND THE ARTS PORTFOLIO**

**Department of Infrastructure, Transport, Regional Development, Communications and the Arts**

	Opening Balance (\$'000)	Receipts (Non-Appropriated) (\$'000)	Receipts (Appropriated) (\$'000)	Payments (\$'000)	Adjustments (\$'000)	Closing Balance (\$'000)
Art Rental Special Account 2016	4,530	3,680	-	-2,982	-	5,228
	3,832	3,680	-	-2,982	-	4,530
Christmas Island Phosphate Mining Rehabilitation Special Account 2016	2,321	1,200	-	-1,200	-	2,321
	2,321	1,200	-	-1,200	-	2,321
Indian Ocean Territories Special Account 2014*	-	-	-	-	-	-
	11,189	-	-	-	-11,189	-
Indian Ocean, Jervis Bay and Norfolk Island Territories Special Account 2023#	12,768	19,316	-	-19,316	-	12,768
	-	19,165	-	-19,165	12,768	12,768
Indigenous Repatriation Special Account 2016	3,476	-	706	-706	-	3,476
	3,476	-	706	-706	-	3,476
Infrastructure, Transport, Regional Development and Communications SOETM Special Account 2021	447	196	196	-392	-	447
	447	196	198	-394	-	447
Jervis Bay Territory Special Account 2014*	-	-	-	-	-	-
	1,579	-	-	-	-1,579	-
Melbourne Airport New Runway Land Acquisition Special Account	47	-	-	-	-	47
	47	-	-	-	-	47

Budget Estimate – 2024-2025  
*Estimated Actual – 2023-2024*

	Opening Balance (\$'000)	Receipts (Non- Appropriated) (\$'000)	Receipts (Appropriated) (\$'000)	Payments (\$'000)	Adjustments (\$'000)	Closing Balance (\$'000)
National Cultural Heritage Account	-	-	500	-500	-	-
	-	-	500	-500	-	-
Public Interest Telecommunications Services Special Account	64,103	-	100,000	-316,947	216,947	64,103
	49,130	-	100,000	-318,033	233,006	64,103
Regional Broadband Scheme Special Account	59	-	-	-42,015	42,015	59
	59	-	-	-40,375	40,375	59
<b>Total: Department of Infrastructure, Transport, Regional Development, Communications and the Arts</b>	87,751	24,392	101,402	-384,058	258,962	88,449
	72,080	24,241	101,404	-383,355	273,381	87,751
<b>Australian Communications and Media Authority</b>						
Australian Communications and Media Authority SOETM Special Account 2022	-	50	-	-50	-	-
	-	50	-	-50	-	-
Online Safety Special Account	7,222	-	45,420	-45,420	-	7,222
	7,222	-	39,097	-39,097	-	7,222
<b>Total: Australian Communications and Media Authority</b>	7,222	50	45,420	-45,470	-	7,222
	7,222	50	39,097	-39,147	-	7,222

\*Denotes a special account which ceased.

#Denotes a special account which commenced.

	Budget Estimate – 2024-2025					Closing Balance (\$'000)
	Opening Balance (\$'000)	Receipts (Non- Appropriated) (\$'000)	Receipts (Appropriated) (\$'000)	Payments (\$'000)	Adjustments (\$'000)	
<b>PRIME MINISTER AND CABINET PORTFOLIO</b>						
<b>National Indigenous Australians Agency</b>						
Aboriginal and Torres Strait Islander Corporations Unclaimed Money Account	1,039	27	-	-12	-	1,054
	1,024	27	-	-12	-	1,039
Aboriginals Benefit Account	10,000	1,089,485	-	-1,456,800	367,315	10,000
	10,461	1,611,018	-	-1,984,819	373,340	10,000
Indigenous Land and Sea Corporation Funding Special Account	-	64,755	-	-64,755	-	-
	-	62,251	-	-62,251	-	-
IRSD Special Account 2020	68,235	-	-	-21,459	-	46,776
	85,858	-	-	-17,623	-	68,235
NIAA SOETM Special Account 2020	1,702	900	400	-1,300	-	1,702
	2,305	1,529	400	-2,532	-	1,702
<b>Total: National Indigenous Australians Agency</b>	80,976	1,155,167	400	-1,544,326	367,315	59,532
	99,648	1,674,825	400	-2,067,237	373,340	80,976

Budget Estimate – 2024-2025  
*Estimated Actual – 2023-2024*

	Opening Balance (\$'000)	Receipts (Non- Appropriated) (\$'000)	Receipts (Appropriated) (\$'000)	Payments (\$'000)	Adjustments (\$'000)	Closing Balance (\$'000)
<b>SOCIAL SERVICES PORTFOLIO</b>						
<b>Department of Social Services</b>						
Social Services SOETM Special Account 2021	5,000	3,384	19,917	-23,186	-	5,115
	1,178	3,903	21,394	-21,475	-	5,000
<b>Total: Department of Social Services</b>	5,000	3,384	19,917	-23,186	-	5,115
	1,178	3,903	21,394	-21,475	-	5,000
<b>Services Australia</b>						
Child Support Account	71,958	1,857,621	976	-1,900,109	41,512	71,958
	71,958	1,824,178	958	-1,865,898	40,762	71,958
Recovery of Compensation for Health Care and Other Services Special Account 2015	139,251	592,174	-	-592,174	-	139,251
	139,251	576,605	-	-576,605	-	139,251
Services Australia SOETM Special Account 2020	251	1,240	-	-1,240	-	251
	251	1,240	-	-1,240	-	251
<b>Total: Services Australia</b>	211,460	2,451,035	976	-2,493,523	41,512	211,460
	211,460	2,402,023	958	-2,443,743	40,762	211,460

	Budget Estimate – 2024-2025					Closing Balance (\$'000)
	Opening Balance (\$'000)	Receipts (Non- Appropriated) (\$'000)	Receipts (Appropriated) (\$'000)	Payments (\$'000)	Adjustments (\$'000)	
<b>TREASURY PORTFOLIO</b>						
<b>Department of the Treasury</b>						
COAG Reform Fund	-	109,500	-	-27,075,271	26,965,771	-
	24,085	2,276,157	-	-22,474,545	20,174,303	-
Housing Australia Future Fund Payments Special Account#	-	5,100	-	-5,100	-	-
Housing Australia Special Account (a)	919,591	794,764	1,546,100	-3,238,396	-	22,059
	923,892	68,891	-	-73,192	-	919,591
Medicare Guarantee Fund (Treasury) Special Account	-	-	-	-49,608,262	49,608,262	-
	-	-	-	-47,540,157	47,540,157	-
<b>Total: Department of the Treasury</b>	919,591	909,364	1,546,100	-79,927,029	76,574,033	22,059
	947,977	2,345,048	-	-70,087,894	67,714,460	919,591



Budget Estimate – 2024-2025  
*Estimated Actual – 2023-2024*

	Opening Balance (\$'000)	Receipts (Non- Appropriated) (\$'000)	Receipts (Appropriated) (\$'000)	Payments (\$'000)	Adjustments (\$'000)	Closing Balance (\$'000)
<b>Australian Office of Financial Management</b>						
Australian Business Securitisation Fund Special Account	1,798,852	147,501	-	-593,000	-	1,353,353
Structured Finance Support (Coronavirus Economic Response) Fund Special Account	1,216,421	209,223	-	-126,792	500,000	1,798,852
	14,951,958	128,840	-	-	-	15,080,798
	14,759,997	238,890	-	-46,929	-	14,951,958
<b>Total: Australian Office of Financial Management</b>	16,750,810	276,341	-	-593,000	-	16,434,151
	15,976,418	448,113	-	-173,721	500,000	16,750,810
<b>Australian Prudential Regulation Authority</b>						
Australian Prudential Regulation Authority Special Account	71,162	4,542	16,361	-258,026	246,108	80,147
Financial Claims Scheme Special Account	60,907	5,242	9,364	-229,203	224,852	71,162
	970	-	-	-	-	970
	970	-	-	-	-	970
Private Health Insurance Risk Equalisation Special Account	-	400,000	-	-400,000	-	-
	-	400,000	-	-400,000	-	-
<b>Total: Australian Prudential Regulation Authority</b>	72,132	404,542	16,361	-658,026	246,108	81,117
	61,877	405,242	9,364	-629,203	224,852	72,132

Budget Estimate – 2024-2025  
*Estimated Actual – 2023-2024*

	Opening Balance (\$'000)	Receipts (Non- Appropriated) (\$'000)	Receipts (Appropriated) (\$'000)	Payments (\$'000)	Adjustments (\$'000)	Closing Balance (\$'000)
<b>Australian Securities and Investments Commission</b>						
Enforcement Special Account 2016	94,929	-	56,253	-56,253	-	94,929
	<b>78,625</b>	<b>16,304</b>	<b>56,504</b>	<b>-56,504</b>	<b>-</b>	<b>94,929</b>
<b>Total: Australian Securities and Investments Commission</b>	<b>94,929</b>	<b>-</b>	<b>56,253</b>	<b>-56,253</b>	<b>-</b>	<b>94,929</b>
	<b>78,625</b>	<b>16,304</b>	<b>56,504</b>	<b>-56,504</b>	<b>-</b>	<b>94,929</b>
<b>Australian Taxation Office</b>						
Australian Charities and Not-for-profits Commission Special Account	14,644	-	18,508	-18,508	-	14,644
	<b>14,644</b>	<b>-</b>	<b>18,232</b>	<b>-18,232</b>	<b>-</b>	<b>14,644</b>
Superannuation Holding Accounts Special Account	86,515	25,250	-	-21,530	-	90,235
	<b>81,505</b>	<b>22,210</b>	<b>-</b>	<b>-17,200</b>	<b>-</b>	<b>86,515</b>
Tax Practitioners Board Special Account (b)	-	4,425	27,540	-31,965	-	-
	<b>-</b>	<b>-</b>	<b>-</b>	<b>-</b>	<b>-</b>	<b>-</b>
<b>Total: Australian Taxation Office</b>	<b>101,159</b>	<b>29,675</b>	<b>46,048</b>	<b>-72,003</b>	<b>-</b>	<b>104,879</b>
	<b>96,149</b>	<b>22,210</b>	<b>18,232</b>	<b>-35,432</b>	<b>-</b>	<b>101,159</b>

Budget Estimate – 2024-2025  
Estimated Actual – 2023-2024

	Opening Balance (\$'000)	Receipts (Non- Appropriated) (\$'000)	Receipts (Appropriated) (\$'000)	Payments (\$'000)	Adjustments (\$'000)	Closing Balance (\$'000)
<b>Royal Australian Mint</b>						
Royal Australian Mint Special Account*	-	-	-	-	-	-
	68,279	-	-	-	-68,279	-
Royal Australian Mint Special Account 2023#	54,888	166,982	-	-141,979	-	79,891
	-	222,368	-	-235,759	68,279	54,888
<b>Total: Royal Australian Mint</b>	54,888	166,982	-	-141,979	-	79,891
	68,279	222,368	-	-235,759	-	54,888

\*Denotes a special account which ceased.

#Denotes a special account which commenced.

- a) The National Housing Finance and Investment Corporation Special Account was re-named the Housing Australia Special Account on 12 October 2023 upon commencement of Schedule 1 to the *Treasury Laws Amendment (Housing Measures No. 1) Act 2023*.
- b) The Tax Practitioners Board Special Account will commence on 1 July 2024 on commencement of Schedule 3, Part 2 of the *Treasury Laws Amendment (2023 Measures No. 1) Act 2023*.



## **Part 2: Staffing of Agencies**



## Estimates of Average Staffing Levels of Agencies in the Australian General Government Sector

This Part reports on Average Staffing Levels (ASL) at the portfolio and agency level. Data is presented for two years – the Budget year (2024–25) and the preceding year (2023–24). The ASL reported is updated from the 2023–24 Budget.

Data for 2024–25 reported in Table 2.2 represent estimates of ASL provided by general government sector (GGS) agencies. ASL figures reflect the average number of employees receiving salary or wages over the financial year, with adjustments for casual and part-time employees to show the full time equivalent. It also includes uniformed employees and overseas personnel. The ASL figures exclude external labour. Any minor discrepancies in totals are due to rounding of partial ASL.

Data for 2023–24 reported in Table 2.2 represent the updated estimated ASL outcomes for GGS agencies. Caution should be taken when comparing these estimates with estimates from other years (in this Budget or previous budgets). Actual ASL outcomes realised by agencies can differ to earlier estimates provided by agencies.

### The staffing of agencies in 2023–24 and 2024–25

At the 2024–25 Budget across the GGS (excluding military and reserves):

- The estimated ASL figure for 2024–25 is 209,150. This change in estimated ASL compared to the 2023–24 ASL estimate reflects the Government’s decisions since the 2023–24 Budget and the conversion of external labour to ASL positions.
- The estimated ASL figure for 2023–24 is 197,108 which is 5,248 above the estimated level (191,861) at the time of the 2023–24 Budget.

Estimated ASL in 2024–25 shows that in this Budget the Government has made significant investments in frontline service delivery capacity and capability. This includes resourcing for Services Australia, the Department of Veterans’ Affairs (DVA), the National Disability Insurance Agency (NDIA) and the Australian Taxation Office. The Government has also invested in the resources needed to deliver the future made in Australia agenda and support Australia’s energy transition, as well as secure the region, build resilience and protect Australians.

Estimated ASL in 2023–24 represents the significant investment in staffing in 2023–24 to rebuild service delivery capacity and capability, along with additional contractor conversions since the 2023–24 Budget. This includes resources for Services Australia to remediate the impacts of under-resourcing and reduce backlogs, and for the Department of Home Affairs to improve visa processing capabilities and speed up wait times.

### Measuring the size of the public service

In addition to the ASL estimates published each year in Budget Paper No. 4, the Australian Public Service Commission (APSC) and the Australian Bureau of Statistics (ABS) also publish estimates of the size of the public service. These are not directly comparable.

- ASL reported in Budget Paper No. 4 is the average number of full-time equivalent employees, adjusted for work hours per person, who receive salary or wages, by General Government Sector (GGS) agencies. It includes those employed outside the *Public Service Act 1999*.
- The APSC measures the number of ongoing and non ongoing employees, not adjusted for work hours per person, employed under the *Public Service Act 1999* at a particular point in time, typically 30 June or 31 December each year.
- The ABS measures the number of employees, not adjusted for work hours per person, engaged by the Australian Government. It includes Defence personnel and those employed outside the *Public Service Act 1999* who are paid over one month, typically the month of June each year.



### Reducing reliance on contractors, consultants and external labour hire

In this Budget, the Government has continued to reduce its reliance on contractors, consultants and external labour hire (collectively known as external labour). Consistent with the Government's election commitment and the APSC's *Strategic Commissioning Framework*, the Government has reported additional conversions of more than 2,500 roles undertaken by external labour to ASL in 2024–25 (see Table 2.1). This represents a further rebalancing of the APS workforce to reduce the reliance on external labour where the work can appropriately be done by APS staff.

This is in addition to the 3,314 conversions reported in the 2023–24 Budget and the 3,000 roles in Services Australia that are now being done by public servants instead of through outsourced arrangements.

**Table 2.1: Estimates of additional external labour conversions to ASL of agencies in the Australian Government General Government Sector**

Portfolio	2024-25 ASL estimates reflecting external labour conversions <sup>a</sup>
Agriculture, Fisheries and Forestry	54
Attorney-General's	35
Climate Change, Energy, the Environment and Water	0
Defence	2
Education	2
Employment and Workplace Relations	13
Finance	0
Foreign Affairs	60
Health and Aged Care	326
Home Affairs	0
Industry, Science and Resources	74
Infrastructure, Transport, Regional Development, Communications and the Arts	16
Parliamentary Departments	0
Prime Minister and Cabinet	98
Social Services	1,822
Treasury	0
<b>Total</b>	<b>2,502</b>

a) External labour conversions to ASL in this table represent only new ASL reported in the 2024–25 Budget. This data is included in the updated estimates for 2024–25 in Table 2.2 below.

**Table 2.2: Estimates of ASL of agencies in the Australian Government General Government Sector**

<b>Agriculture, Fisheries and Forestry</b>		
	<b>2023-24 ASL</b>	<b>2024-25 ASL</b>
Department of Agriculture, Fisheries and Forestry	5,896	6,166
Australian Fisheries Management Authority	177	177
Australian Pesticides and Veterinary Medicines Authority	190	195
Cotton Research and Development Corporation	21	21
Fisheries Research and Development Corporation	40	43
Grain Research and Development Corporation	130	130
Regional Investment Corporation	95	93
Rural Industries Research and Development Corporation (trading as AgriFutures Australia)	76	81
Wine Australia	53	53
<b>Total</b>	<b>6,678</b>	<b>6,959</b>

<b>Attorney-General's</b>		
	<b>2023-24 ASL</b>	<b>2024-25 ASL</b>
Attorney General's Department	2,098	1,994
Administrative Appeals Tribunal	706	927
Australian Criminal Intelligence Commission	830	941
Australian Federal Police	7,775	7,930
Australian Financial Security Authority	462	462
Australian Human Rights Commission	193	183
Australian Institute of Criminology	22	39
Australian Law Reform Commission	13	25
Australian Transaction Reports and Analysis Centre	500	616
Federal Court of Australia	1,398	1,474
High Court of Australia	77	78
National Anti-Corruption Commission <sup>a</sup>	200	266
Office of Parliamentary Counsel	133	140
Office of the Australian Information Commissioner	185	173
Office of the Commonwealth Ombudsman	283	304
Office of the Director of Public Prosecutions	443	517
Office of the Inspector General of Intelligence and Security	41	69
Office of the Special Investigator	162	162
<b>Total</b>	<b>15,520</b>	<b>16,299</b>

a) The Australian Commission for Law Enforcement Integrity was dissolved and merged into the National Anti-Corruption Commission on 1 July 2023.

<b>Climate Change, Energy, the Environment and Water</b>		
	<b>2023-24 ASL</b>	<b>2024-25 ASL</b>
Department of Climate Change, Energy, the Environment and Water <sup>a</sup>	4,014	4,716
Australian Institute of Marine Science	358	442
Australian Renewable Energy Agency	2	2
Bureau of Meteorology	1,754	1,831
Clean Energy Finance Corporation	160	190
Clean Energy Regulator	388	400
Climate Change Authority	65	65
Director of National Parks	396	431
Great Barrier Reef Marine Park Authority	272	272
Murray-Darling Basin Authority	343	367
Sydney Harbour Federation Trust	66	63
<b>Total</b>	<b>7,818</b>	<b>8,779</b>

a) The North Queensland Water Infrastructure Authority was abolished in 2023–24, with its functions transferred to the Department of Climate Change, Energy, the Environment and Water.

<b>Defence</b>		
	<b>2023-24 ASL</b>	<b>2024-25 ASL</b>
Department of Defence – Civilian	18,048	19,131
Department of Defence – Military	58,242	63,597
Department of Defence – Reserves	21,390	21,540
Department of Veterans' Affairs	3,266	3,188
Australian Submarine Agency	478	665
Australian War Memorial	314	314
Defence Housing Australia	566	643
<b>Total</b>	<b>102,304</b>	<b>109,078</b>

<b>Education</b>		
	<b>2023-24 ASL</b>	<b>2024-25 ASL</b>
Department of Education	1,472	1,624
Australian Curriculum, Assessment and Reporting Authority	102	102
Australian Institute for Teaching and School Leadership Limited	70	69
Australian Research Council	136	140
Tertiary Education Quality and Standards Agency	113	110
<b>Total</b>	<b>1,893</b>	<b>2,045</b>

<b>Employment and Workplace Relations</b>		
	<b>2023-24 ASL</b>	<b>2024-25 ASL</b>
Department of Employment and Workplace Relations	3,786	4,163
Asbestos and Silica Safety and Eradication Agency	20	21
Australian Skills Quality Authority (National Vocational Education and Training Regulator)	212	225
Comcare	642	646
Fair Work Commission	402	417
Office of the Fair Work Ombudsman	954	970
Safe Work Australia	101	101
<b>Total</b>	<b>6,116</b>	<b>6,543</b>

<b>Finance</b>		
	<b>2023-24 ASL</b>	<b>2024-25 ASL</b>
Department of Finance	1,868	1,901
Australian Electoral Commission	937	951
Commonwealth Superannuation Corporation	519	538
Digital Transformation Agency	242	271
Future Fund Management Agency	275	347
Independent Parliamentary Expenses Authority	60	65
Parliamentary Workplace Support Service	1	59
<b>Total</b>	<b>3,902</b>	<b>4,132</b>

<b>Foreign Affairs and Trade</b>		
	<b>2023-24 ASL</b>	<b>2024-25 ASL</b>
Department of Foreign Affairs and Trade	6,625	6,949
Australian Centre for International Agricultural Research	86	90
Australian Trade and Investment Commission	1,145	1,160
Tourism Australia	207	207
<b>Total</b>	<b>8,063</b>	<b>8,406</b>

<b>Health and Aged Care</b>		
	<b>2023-24 ASL</b>	<b>2024-25 ASL</b>
Department of Health and Aged Care	6,127	6,320
Aged Care Quality and Safety Commission	1,313	1,590
Australian Commission on Safety and Quality in Health Care	133	143
Australian Digital Health Agency	464	561
Australian Institute of Health and Welfare	550	560
Australian National Preventive Health Agency	0	0
Australian Organ and Tissue Donation and Transplantation Authority	30	30
Australian Radiation Protection and Nuclear Safety Agency	178	178
Australian Sports Commission	500	527
Australian Sports Foundation Limited	23	23
Cancer Australia	79	79
Food Standards Australia New Zealand	120	120
Independent Health and Aged Care Pricing Authority	1	1
National Blood Authority	73	75
National Health Funding Body	28	28
National Health and Medical Research Council	205	205
National Mental Health Commission	47	44
Office of the Inspector-General of Aged Care <sup>a</sup>	16	22
Professional Services Review	40	40
Sport Integrity Australia	167	178
<b>Total</b>	<b>10,095</b>	<b>10,724</b>

a) The Office of the Inspector-General of Aged Care was established in 2023–24.

<b>Home Affairs</b>		
	<b>2023-24 ASL</b>	<b>2024-25 ASL</b>
Department of Home Affairs	15,017	15,175
National Emergency Management Agency	394	415
<b>Total</b>	<b>15,411</b>	<b>15,590</b>

<b>Industry, Science and Resources</b>		
	<b>2023-24 ASL</b>	<b>2024-25 ASL</b>
Department of Industry, Science and Resources	3,199	3,238
Australian Nuclear Science and Technology Organisation	1,378	1,508
Commonwealth Scientific and Industrial Research Organisation	6,050	5,904
Geoscience Australia	652	755
IP Australia	1,100	1,100
National Offshore Petroleum Safety and Environmental Management Authority	174	195
National Reconstruction Fund Corporation	37	104
<b>Total</b>	<b>12,590</b>	<b>12,803</b>

<b>Infrastructure, Transport, Regional Development, Communications and the Arts</b>		
	<b>2023-24 ASL</b>	<b>2024-25 ASL</b>
Department of Infrastructure, Transport, Regional Development, Communications and the Arts <sup>a</sup>	2,043	2,271
Australian Broadcasting Corporation	4,313	4,313
Australian Communications and Media Authority	608	654
Australian Film, Television and Radio School	150	145
Australian Maritime Safety Authority	470	481
Australian National Maritime Museum	107	115
Australian Transport Safety Bureau	110	120
Bundanon Trust	50	50
Civil Aviation Safety Authority	820	832
Creative Australia <sup>b</sup>	143	149
High Speed Rail Authority <sup>c</sup>	21	28
Infrastructure Australia	40	40
National Archives of Australia	376	376
National Capital Authority	65	61
National Film and Sound Archive of Australia	211	213
National Gallery of Australia	217	217
National Library of Australia	393	410
National Museum of Australia	229	222
National Portrait Gallery of Australia	55	55
National Transport Commission	46	44
Northern Australia Infrastructure Facility	1	1
Old Parliament House	99	101
Screen Australia	108	105
Special Broadcasting Service Corporation	1,352	1,369
<b>Total</b>	<b>12,026</b>	<b>12,369</b>

- a) The National Faster Rail Agency was abolished in 2023–24, with its scope and functions partially absorbed into the High Speed Rail Authority and remaining function absorbed into the Department of Infrastructure, Transport, Regional Development, Communications and the Arts.
- b) Creative Partnerships Australia Ltd merged into Australia Council, effective in 2023–24, which is now known by Creative Australia.
- c) High Speed Rail Authority commenced in 2023–24.



<b>Parliamentary Departments</b>		
	<b>2023-24 ASL</b>	<b>2024-25 ASL</b>
Department of Parliamentary Services	1,006	1,010
Department of the House of Representatives	160	178
Department of the Senate	173	180
Parliamentary Budget Office	44	48
<b>Total</b>	<b>1,383</b>	<b>1,416</b>

<b>Prime Minister and Cabinet</b>		
	<b>2023-24 ASL</b>	<b>2024-25 ASL</b>
Department of the Prime Minister and Cabinet	1,265	1,305
Aboriginal Hostels Limited	360	380
Australian Institute of Aboriginal and Torres Strait Islander Studies	182	194
Australian National Audit Office	415	410
Australian Public Service Commission	393	378
Indigenous Business Australia	229	234
Indigenous Land and Sea Corporation	167	167
National Australia Day Council Limited	12	14
National Indigenous Australians Agency	1,433	1,486
Northern Territory Aboriginal Investment Corporation	32	37
Office of National Intelligence	421	402
Office of the Official Secretary to the Governor-General	83	96
Outback Stores Pty Ltd	172	179
Torres Strait Regional Authority	159	169
Workplace Gender Equality Agency	59	59
<b>Total</b>	<b>5,382</b>	<b>5,511</b>

<b>Social Services</b>		
	<b>2023-24 ASL</b>	<b>2024-25 ASL</b>
Department of Social Services	2,894	2,891
Australian Institute of Family Studies	99	97
Domestic, Family and Sexual Violence Commission	12	22
National Disability Insurance Agency	6,409	8,069
NDIS Quality and Safeguards Commission	818	908
Services Australia	28,519	30,236
<b>Total</b>	<b>38,751</b>	<b>42,223</b>

<b>Treasury</b>		
	<b>2023-24 ASL</b>	<b>2024-25 ASL</b>
Department of the Treasury	1,487	1,586
Australian Bureau of Statistics	2,887	3,119
Australian Competition and Consumer Commission	1,560	1,719
Australian Office of Financial Management	48	52
Australian Prudential Regulation Authority	857	893
Australian Securities and Investments Commission	1,709	1,948
Australian Taxation Office	19,579	21,350
Commonwealth Grants Commission	34	34
Housing Australia <sup>a</sup>	151	197
Inspector-General of Taxation	35	35
National Competition Council	1	1
Office of the Auditing and Assurance Standards Board	9	13
Office of the Australian Accounting Standards Board	26	39
Productivity Commission	187	187
Royal Australian Mint	239	239
<b>Total</b>	<b>28,809</b>	<b>31,413</b>

a) Housing Australia was previously known as the National Housing Finance and Investment Corporation.

Note: The ASL for Australian Secret Intelligence Service, Australian Security Intelligence Organisation and Australian Signals Directorate have not previously been included in ASL collections for national security reasons, and therefore are now no longer included in the tables.

## Historical Estimates of Average Staffing Levels of Agencies in the Australian General Government Sector

Table 2.3: Estimates<sup>(a)</sup> of the total ASL in the General Government Sector

	ASL excluding military and reserves	Military and reserves	Total ASL
2006-07	167,596	71,026	238,622
2007-08	175,531	72,686	248,217
2008-09	175,422	75,144	250,566
2009-10	178,970	79,351	258,321
2010-11	181,018	80,873	261,891
2011-12	182,505	79,132	261,637
2012-13	179,953	76,678	256,631
2013-14	177,258	76,595	253,853
2014-15	166,261	76,874	243,135
2015-16	165,648	77,399	243,047
2016-17	166,181	78,314	244,495
2017-18	165,276	78,497	243,773
2018-19	165,491	78,815	244,306
2019-20	166,762	80,540	247,302
2020-21	168,912	81,671	250,583
2021-22	173,142	80,635	253,777
2022-23	181,122	83,703	264,825
2023-24	191,861	81,063	272,924
2024-25	209,150	85,137	294,287

a) To provide continuity with previous years, estimates of ASL in 2023–24 are as published in the 2023–24 Budget.



## **Part 3: Expenses and Net Capital Investment**

**Departmental Expenses Table ..... 186**

**Net Capital Investment Table ..... 189**



## Part 3: Expenses and Net Capital Investment

This part reports on departmental expenses and net capital investment, by agency. The data is presented on the same basis as data in Statement 6 of Budget Paper No. 1. Both sets of data are presented on the basis of external accounting and financial reporting standards. These standards present information in terms of accrued expenses and accrued revenue.

The external standards used for budget reporting purposes are:

- the Australian Bureau of Statistics' accrual Government Finance Statistics (GFS) publication, *Australian System of Government Finance Statistics: Concepts, Sources and Methods, 2015* (cat no. 5514.0), which is based on the International Monetary Fund (IMF) accrual GFS framework
- the Australian Accounting Standards, issued by the Australian Accounting Standards Board (AASB), which includes International Financial Reporting Standards as adopted in Australia for use by the not-for-profit sector and specific standards such as AASB 1049 *Whole of Government and General Government Sector Financial Reporting* (AASB 1049).

Machinery of government changes have implications for how information is presented in the tables in this part. For example, if an agency was abolished in a particular year, it will have estimated expenses reflecting expenditure in part of that year. If an agency was created in a particular year, it will have estimated expenses for both that year and forward years.

## Departmental Expenses Table

Table 3.1 presents departmental expenses by agency. Departmental expenses reduce the net worth of agencies. It includes expenses controlled by agencies such as payment of wages and purchases of goods and services. It excludes administered expenses – not controlled by agencies – paid on behalf of government such as social benefits and grants to the States. It also excludes net capital investment, which does not reduce net worth.

**Table 3.1: Departmental Expenses Table**

	Estimates				
	2023-24	2024-25	2025-26	2026-27	2027-28
	\$m	\$m	\$m	\$m	\$m
<b>Agriculture, Fisheries and Forestry</b>					
Department of Agriculture, Fisheries and Forestry	1,372	1,432	1,348	1,309	1,306
<b>Total</b>	<b>1,372</b>	<b>1,432</b>	<b>1,348</b>	<b>1,309</b>	<b>1,306</b>
<b>Attorney-General's</b>					
Attorney-General's Department	552	518	465	466	472
Australian Federal Police	1,958	2,015	1,877	1,903	1,983
High Court of Australia	29	30	29	30	30
<b>Total</b>	<b>2,539</b>	<b>2,562</b>	<b>2,372</b>	<b>2,399</b>	<b>2,485</b>
<b>Climate Change, Energy, the Environment and Water</b>					
Bureau of Meteorology	572	532	534	551	554
Clean Energy Finance Corporation	871	5,121	1,626	1,394	315
Clean Energy Regulator	135	117	106	100	96
Department of Climate Change, Energy, the Environment and Water	1,239	1,419	1,117	976	915
<b>Total</b>	<b>2,818</b>	<b>7,189</b>	<b>3,383</b>	<b>3,021</b>	<b>1,881</b>
<b>Defence</b>					
Australian Signals Directorate	2,075	2,142	2,300	2,557	2,564
Australian War Memorial	65	75	66	66	67
Defence Housing Australia	762	856	818	792	750
Department of Defence	46,518	49,298	51,230	52,146	56,052
Department of Veterans' Affairs	689	653	626	563	564
<b>Total</b>	<b>50,108</b>	<b>53,024</b>	<b>55,040</b>	<b>56,125</b>	<b>59,997</b>
<b>Education</b>					
Australian Research Council	25	25	26	26	26
Department of Education	370	407	373	357	358
<b>Total</b>	<b>395</b>	<b>432</b>	<b>399</b>	<b>383</b>	<b>384</b>
<b>Employment and Workplace Relations</b>					
Comcare	338	381	375	376	380
Department of Employment and Workplace Relations	959	982	922	910	892
<b>Total</b>	<b>1,297</b>	<b>1,363</b>	<b>1,297</b>	<b>1,286</b>	<b>1,272</b>
<b>Finance</b>					
Department of Finance	981	959	958	984	992
Future Fund Management Agency	184	209	222	236	250
<b>Total</b>	<b>1,164</b>	<b>1,168</b>	<b>1,179</b>	<b>1,220</b>	<b>1,241</b>



**Table 3.1: Departmental Expenses Table (continued)**

	Estimates				
	2023-24	2024-25	2025-26	2026-27	2027-28
	\$m	\$m	\$m	\$m	\$m
<b>Foreign Affairs and Trade</b>					
Department of Foreign Affairs and Trade	2,395	2,567	2,488	2,577	2,596
<b>Total</b>	<b>2,395</b>	<b>2,567</b>	<b>2,488</b>	<b>2,577</b>	<b>2,596</b>
<b>Health and Aged Care</b>					
Department of Health and Aged Care	1,578	1,795	1,557	1,141	1,078
National Blood Authority	14	15	16	16	16
National Health and Medical Research Council	63	54	54	55	55
<b>Total</b>	<b>1,655</b>	<b>1,864</b>	<b>1,627</b>	<b>1,212</b>	<b>1,149</b>
<b>Home Affairs</b>					
Australian Security Intelligence Organisation	667	729	710	744	684
Department of Home Affairs	3,930	4,160	3,495	3,455	3,391
<b>Total</b>	<b>4,597</b>	<b>4,889</b>	<b>4,205</b>	<b>4,199</b>	<b>4,075</b>
<b>Industry, Science and Resources</b>					
Australian Nuclear Science and Technology Organisation	516	538	552	555	571
Commonwealth Scientific and Industrial Research Organisation	1,691	1,611	1,629	1,623	1,624
Department of Industry, Science and Resources	779	798	728	647	625
Geoscience Australia	384	387	392	365	417
<b>Total</b>	<b>3,371</b>	<b>3,334</b>	<b>3,302</b>	<b>3,189</b>	<b>3,237</b>
<b>Infrastructure, Transport, Regional Development, Communications and the Arts</b>					
Australian Broadcasting Corporation	1,238	1,289	1,313	1,302	1,326
Australian Communications and Media Authority	146	156	158	153	150
Department of Infrastructure, Transport, Regional Development, Communications and the Arts	517	554	505	462	452
National Archives of Australia	108	108	101	103	106
National Capital Authority	17	15	15	15	15
National Gallery of Australia	103	107	104	104	102
National Library of Australia	98	100	97	98	99
<b>Total</b>	<b>2,228</b>	<b>2,328</b>	<b>2,293</b>	<b>2,236</b>	<b>2,251</b>
<b>Parliament</b>					
Department of Parliamentary Services	210	221	225	222	225
<b>Total</b>	<b>210</b>	<b>221</b>	<b>225</b>	<b>222</b>	<b>225</b>
<b>Prime Minister and Cabinet</b>					
Department of the Prime Minister and Cabinet	339	320	265	263	266
Indigenous Business Australia	271	296	301	306	309
National Indigenous Australians Agency	401	348	340	325	323
<b>Total</b>	<b>1,011</b>	<b>964</b>	<b>906</b>	<b>894</b>	<b>898</b>

**Table 3.1: Departmental Expenses Table (continued)**

	Estimates				
	2023-24	2024-25	2025-26	2026-27	2027-28
	\$m	\$m	\$m	\$m	\$m
<b>Social Services</b>					
Department of Social Services	637	680	515	494	482
National Disability Insurance Agency (NDIA)(c)	44,639	49,044	52,540	56,618	60,876
NDIA administered in nature	42,417	46,381	50,805	54,869	59,251
NDIA departmental in nature	2,222	2,663	1,736	1,749	1,624
Services Australia	5,372	5,721	5,512	4,451	4,454
<b>Total</b>	<b>50,649</b>	<b>55,446</b>	<b>58,567</b>	<b>61,563</b>	<b>65,812</b>
<b>Treasury</b>					
Australian Bureau of Statistics	516	592	599	726	462
Australian Office of Financial Management	17	17	17	17	18
Australian Prudential Regulation Authority	240	270	266	256	257
Australian Securities and Investments Commission	520	623	529	526	517
Australian Taxation Office	4,365	4,509	4,560	4,543	4,381
Department of the Treasury	370	414	352	330	327
Housing Australia	89	789	819	1,300	728
<b>Total</b>	<b>6,116</b>	<b>7,214</b>	<b>7,141</b>	<b>7,698</b>	<b>6,688</b>
<b>Small agencies</b>	<b>11,085</b>	<b>11,785</b>	<b>10,720</b>	<b>10,640</b>	<b>10,612</b>
<b>Whole of government and inter-agency amounts(a)</b>	<b>-3,137</b>	<b>-175</b>	<b>3,784</b>	<b>3,948</b>	<b>5,518</b>
<b>Agency expenses considered other economic flows(b)</b>	<b>-1,776</b>	<b>-2,233</b>	<b>-2,194</b>	<b>-2,048</b>	<b>-2,129</b>
<b>Total departmental expenses</b>	<b>138,096</b>	<b>155,374</b>	<b>158,081</b>	<b>162,073</b>	<b>169,497</b>
Less: NDIA administered in nature(c)	42,417	46,381	50,805	54,869	59,251
Total excluding NDIA administered in nature	95,678	108,992	107,277	107,203	110,246

- a) Estimates of inter-agency transactions are included in the whole-of-government and inter-agency amounts. The entry for each portfolio does not include eliminations for inter-agency transactions within that portfolio.
- b) Agency estimates include net write down and impairment of assets and fair value losses. For Australian government reporting these are considered other economic flows.
- c) The National Disability Insurance Agency (NDIA) is a corporate Commonwealth entity and as such is not required to report expenses separately as *administered* or *departmental*. However, the NDIA's expenses incurred in the provision of reasonable and necessary support to clients (*administered* in nature) will be significant over the forward estimates compared to other corporate Commonwealth entities. Additionally, these expenses are jointly funded by the Commonwealth and participating states and territories. To provide a better view of these NDIA expenses, Table 3.1 shows the split between expenses that are *departmental* or *administered* in nature and provides a total excluding NDIA that are *administered* in nature.

## Net Capital Investment Table

Table 3.2 presents net capital investment by agency. Net capital investment represents net expenditure by agencies on non-financial assets. It includes expenditure on assets such as defence equipment. It excludes any investment in financial assets such as loans.

**Table 3.2: Net Capital Investment Table**

	Estimates				
	2023-24	2024-25	2025-26	2026-27	2027-28
	\$m	\$m	\$m	\$m	\$m
<b>Agriculture, Fisheries and Forestry</b>					
Department of Agriculture, Fisheries and Forestry	48	70	33	31	44
<b>Total</b>	<b>48</b>	<b>70</b>	<b>33</b>	<b>31</b>	<b>44</b>
<b>Attorney-General's</b>					
Attorney-General's Department	-11	-21	-25	-28	-26
Australian Federal Police	21	26	-2	2	-42
High Court of Australia	1	-1	-4	-4	-4
<b>Total</b>	<b>12</b>	<b>5</b>	<b>-31</b>	<b>-30</b>	<b>-71</b>
<b>Climate Change, Energy, the Environment and Water</b>					
Bureau of Meteorology	110	36	29	23	29
Clean Energy Finance Corporation	-3	-3	5	-3	0
Clean Energy Regulator	-3	-4	-4	-4	-3
Department of Climate Change, Energy, the Environment and Water	220	478	275	38	22
<b>Total</b>	<b>325</b>	<b>507</b>	<b>306</b>	<b>54</b>	<b>48</b>
<b>Defence</b>					
Australian Signals Directorate	748	534	122	-139	-399
Australian War Memorial	167	134	85	22	5
Defence Housing Australia	103	159	213	212	255
Department of Defence	6,068	5,544	6,679	8,353	11,549
Department of Veterans' Affairs	-23	-21	-18	-21	-27
<b>Total</b>	<b>7,064</b>	<b>6,350</b>	<b>7,081</b>	<b>8,426</b>	<b>11,381</b>
<b>Education</b>					
Australian Research Council	-1	-3	-2	-1	0
Department of Education	37	53	35	2	1
<b>Total</b>	<b>36</b>	<b>50</b>	<b>34</b>	<b>2</b>	<b>1</b>
<b>Employment and Workplace Relations</b>					
Comcare	-6	-7	-2	-8	-9
Department of Employment and Workplace Relations	71	15	15	-110	-116
<b>Total</b>	<b>66</b>	<b>8</b>	<b>14</b>	<b>-118</b>	<b>-125</b>
<b>Finance</b>					
Department of Finance	134	215	199	509	628
Future Fund Management Agency	-7	-6	-1	-5	-5
<b>Total</b>	<b>127</b>	<b>209</b>	<b>198</b>	<b>504</b>	<b>623</b>

**Table 3.2: Net Capital Investment Table (continued)**

	Estimates				
	2023-24	2024-25	2025-26	2026-27	2027-28
	\$m	\$m	\$m	\$m	\$m
<b>Foreign Affairs and Trade</b>					
Department of Foreign Affairs and Trade	213	229	170	105	63
<b>Total</b>	<b>213</b>	<b>229</b>	<b>170</b>	<b>105</b>	<b>63</b>
<b>Health and Aged Care</b>					
Department of Health and Aged Care	-1,279	-21	168	-91	-92
National Blood Authority	6	11	-2	-1	2
National Health and Medical Research Council	-6	-6	-5	-5	-5
<b>Total</b>	<b>-1,279</b>	<b>-16</b>	<b>161</b>	<b>-98</b>	<b>-95</b>
<b>Home Affairs</b>					
Australian Security Intelligence Organisation	32	26	45	11	-10
Department of Home Affairs	-346	-287	-305	-440	156
<b>Total</b>	<b>-314</b>	<b>-261</b>	<b>-261</b>	<b>-429</b>	<b>147</b>
<b>Industry, Science and Resources</b>					
Australian Nuclear Science and Technology Organisation	158	38	73	104	183
Commonwealth Scientific and Industrial Research Organisation	47	90	-26	56	-35
Department of Industry, Science and Resources	6	47	12	-23	-17
Geoscience Australia	-18	-20	-6	-9	-21
<b>Total</b>	<b>193</b>	<b>156</b>	<b>52</b>	<b>128</b>	<b>110</b>
<b>Infrastructure, Transport, Regional Development, Communications and the Arts</b>					
Australian Broadcasting Corporation	42	-67	-74	-72	-67
Australian Communications and Media Authority	15	8	2	0	1
Department of Infrastructure, Transport, Regional Development, Communications and the Arts	33	41	3	-45	-26
National Archives of Australia	-6	-4	-5	-16	-16
National Capital Authority	-12	54	84	-10	-9
National Gallery of Australia	33	47	31	21	14
National Library of Australia	13	31	5	6	4
<b>Total</b>	<b>119</b>	<b>109</b>	<b>47</b>	<b>-116</b>	<b>-99</b>
<b>Parliament</b>					
Department of Parliamentary Services	69	20	6	-14	-15
<b>Total</b>	<b>69</b>	<b>20</b>	<b>6</b>	<b>-14</b>	<b>-15</b>
<b>Prime Minister and Cabinet</b>					
Department of the Prime Minister and Cabinet	5	-6	-15	-14	-15
Indigenous Business Australia	-4	1	-8	-9	-5
National Indigenous Australians Agency	-20	-19	-19	-19	-19
<b>Total</b>	<b>-19</b>	<b>-24</b>	<b>-42</b>	<b>-43</b>	<b>-39</b>

**Table 3.2: Net Capital Investment Table (continued)**

	Estimates				
	2023-24	2024-25	2025-26	2026-27	2027-28
	\$m	\$m	\$m	\$m	\$m
<b>Social Services</b>					
Department of Social Services	-27	-19	-19	-24	-28
National Disability Insurance Agency	5	7	8	7	6
Services Australia	64	109	-323	-350	-348
<b>Total</b>	<b>42</b>	<b>97</b>	<b>-334</b>	<b>-367</b>	<b>-370</b>
<b>Treasury</b>					
Australian Bureau of Statistics	-23	-5	0	-17	-13
Australian Office of Financial Management	0	0	0	0	0
Australian Prudential Regulation Authority	-6	32	-15	-15	-15
Australian Securities and Investments Commission	-38	-29	-29	-27	-26
Australian Taxation Office	-180	18	-194	3	53
Department of the Treasury	-18	-17	-15	-14	-13
Housing Australia	1	0	0	0	0
<b>Total</b>	<b>-264</b>	<b>-2</b>	<b>-254</b>	<b>-71</b>	<b>-14</b>
<b>Small agencies</b>	<b>492</b>	<b>387</b>	<b>28</b>	<b>7</b>	<b>-106</b>
<b>Whole of government and inter-agency amounts(a)</b>	<b>154</b>	<b>-29</b>	<b>257</b>	<b>318</b>	<b>146</b>
<b>Adjustments to agency movements in non-financial assets(b)</b>	<b>672</b>	<b>-1,563</b>	<b>591</b>	<b>698</b>	<b>273</b>
<b>Total net capital investment</b>	<b>7,754</b>	<b>6,303</b>	<b>8,055</b>	<b>8,988</b>	<b>11,899</b>

- a) Estimates of inter-agency transactions are included in the whole-of-government and inter-agency amounts. The entry for each portfolio does not include eliminations for inter-agency transactions within that portfolio.
- b) Agency estimates include net write-down and impairment of non-financial assets and assets recognised for the first time. For Australian Government reporting these are considered other economic flows.



## Appendix A: Agency Outcome Statements

This appendix provides a table of the Outcomes managed by each agency. It assists users to understand the Agency Resourcing Table.

The Outcome statements are listed by portfolio, in the order of: portfolio department(s) of state, corporate Commonwealth entities (\*) and Commonwealth companies (#), and then other agencies. Within these categories, agencies are listed alphabetically by official name. This is the same order as displayed in the annual Appropriation Bills and the Agency Resourcing Table.

Outcome statements articulate Government objectives and serve three main purposes:

- to explain the purposes for which annual appropriations are approved by the Parliament for use by agencies
- to provide a basis for budgeting and reporting against the use of funds
- to measure and assess non-financial performance in contributing to Government policy objectives.
- This appendix contains approved Outcome statements for GGS agencies. It does not include agencies that are not within the GGS, such as Public Financial Corporations or Public Non-Financial Corporations.

Further information on the nature and structure of these agencies can be found in the *Flipchart of PGPA Act Commonwealth entities and companies*, which is available on the Finance website.

## Agency Outcome Statements

<b>Parliament</b>		
<b>Entity</b>	<b>Outcome</b>	<b>Description</b>
Department of the Senate	1	Advisory and administrative support services to enable the Senate and Senators to fulfil their representative and legislative duties
Department of the House of Representatives	1	Advisory and administrative services support the House of Representatives to fulfil its representative and legislative role
Department of Parliamentary Services	1	Support the functions of Parliament and parliamentarians through the provision of professional services, advice and facilities and maintain Australian Parliament House
Parliamentary Budget Office	1	Inform the Parliament by providing independent and non-partisan analysis of the budget cycle, fiscal policy and the financial implications of proposals

<b>Agriculture, Fisheries and Forestry</b>		
<b>Entity</b>	<b>Outcome</b>	<b>Description</b>
Department of Agriculture, Fisheries and Forestry	1	More sustainable, productive, internationally competitive and profitable Australian agricultural, food and fibre industries through policies and initiatives that promote better resource management practices, innovation, self-reliance and improved access to international markets
Department of Agriculture, Fisheries and Forestry	2	Safeguard Australia's animal and plant health status to maintain overseas markets and protect the economy and environment from the impact of exotic pests and diseases, through risk assessment, inspection and certification, and the implementation of emergency response arrangements for Australian agricultural, food and fibre industries
Australian Pesticides and Veterinary Medicines Authority*	1	Protection of the health and safety of people, animals, the environment, and agricultural and livestock industries through regulation of pesticides and veterinary medicines
Cotton Research and Development Corporation*	1	Adoption of innovation that leads to increased productivity, competitiveness and environmental sustainability through investment in research and development that benefits the Australian cotton industry and the wider community
Fisheries Research and Development Corporation*	1	Increased economic, social and environmental benefits for Australian fishing and aquaculture, and the wider community, by investing in knowledge, innovation, and marketing
Grains Research and Development Corporation*	1	New information and products that enhance the productivity, competitiveness and environmental sustainability of Australian grain growers and benefit the industry and wider community, through planning, managing and implementing investments in grains research and development
Regional Investment Corporation*	1	Encourage growth, investment and resilience in Australian farm businesses and rural and regional communities by delivering the Commonwealth's farm business concessional loans



<b>Agriculture, Fisheries and Forestry</b>		
<b>Entity</b>	<b>Outcome</b>	<b>Description</b>
Rural Industries Research and Development Corporation*	1	Growth in the long-term prosperity of Australian rural industries by investing, through partnerships with industry, in research, development, extension, and commercialisation that fosters sustainable and profitable existing and emerging rural industries, and cross sector opportunities and challenges
Wine Australia*	1	Foster and enable a competitive Australian wine industry by investing in research and development, building markets, disseminating knowledge and ensuring compliance
Australian Fisheries Management Authority	1	Ecologically sustainable and economically efficient Commonwealth fisheries, through understanding and monitoring Australia's marine living resources and regulating and monitoring commercial fishing, including domestic licensing and deterrence of illegal foreign fishing

<b>Attorney-General's</b>		
<b>Entity</b>	<b>Outcome</b>	<b>Description</b>
Attorney-General's Department	1	A just and secure society through the maintenance and improvement of Australia's law, justice, security and integrity frameworks
Australian Human Rights Commission*	1	An Australian society in which human rights are respected, protected, and promoted through independent investigation and resolution of complaints, exercise of regulatory functions, contributions to law and policy reforms, research, education, partnerships, and monitoring and reporting on human rights
Administrative Appeals Tribunal	1	Provide correct or preferable decisions through a mechanism of independent review of administrative decisions that is accessible, fair, just, economical, informal, quick and proportionate
Australian Criminal Intelligence Commission	1	To protect Australia from criminal threats through coordinating a strategic response and the collection, assessment and dissemination of intelligence and policing information
Australian Federal Police	1	Reduce criminal and national security threats to Australia's collective economic and societal interests through cooperative national and international policing services, primarily focused on the prevention, detection, disruption, investigation and prosecution of criminal activity
Australian Federal Police	2	A safe and secure environment through policing activities on behalf of the Australian Capital Territory Government
Australian Federal Police	3	Safeguarding Australians and Australian interests through the delivery of policing services primarily focused on protective services, aviation policing and international partnerships
Australian Financial Security Authority	1	Maintain confidence in Australia's personal insolvency and personal property securities systems by delivering fair, efficient and effective regulatory, trustee, registry and information services
Australian Institute of Criminology	1	Informed crime and justice policy and practice in Australia by undertaking, funding and disseminating policy-relevant research of national significance

<b>Attorney-General's</b>		
<b>Entity</b>	<b>Outcome</b>	<b>Description</b>
Australian Law Reform Commission	1	Informed government decisions about the development, reform and harmonisation of Australian laws and related processes through research, analysis, reports and community consultation and education
Australian Transaction Reports and Analysis Centre	1	The protection of the financial system from criminal abuse through actionable financial intelligence, risk-based regulation, and collaboration with domestic and international partners
Federal Court of Australia	1	Apply and uphold the rule of law for litigants in the Federal Court of Australia and parties in the National Native Title Tribunal through the resolution of matters according to law and through the effective management of the administrative affairs of the Court and Tribunal
Federal Court of Australia	2	Apply and uphold the rule of law for litigants in the Federal Circuit and Family Court of Australia (Division 1) through the just, safe, efficient and timely resolution of family law matters, particularly more complex family law matters including appeals, according to law, through the encouragement of appropriate dispute resolution processes and through the effective management of the administrative affairs of the Court
Federal Court of Australia	3	Apply and uphold the rule of law for litigants in the Federal Circuit and Family Court of Australia (Division 2) through the just, safe, efficient and timely resolution of family law and general federal law matters according to law, through the encouragement of appropriate dispute resolution processes and through the effective management of the administrative affairs of the Court
Federal Court of Australia	4	Improved administration and support of the resolution of matters according to law for litigants in the Federal Court of Australia, the Federal Circuit and Family Court of Australia, and parties in the National Native Title Tribunal, through efficient and effective provision of shared corporate and registry services
High Court of Australia	1	To interpret and uphold the Australian Constitution and perform the functions of the ultimate appellate Court in Australia
National Anti-Corruption Commission	1	Independent assurance to the Australian community that corrupt conduct involving Commonwealth public officials is prevented, detected, investigated and responded to appropriately
Office of the Australian Information Commissioner	1	Provision of public access to Commonwealth Government information, protection of individuals' personal information, and performance of information commissioner, freedom of information and privacy functions
Office of the Commonwealth Ombudsman	1	Fair and accountable administrative action by Australian Government entities and prescribed private sector organisations, by investigating complaints, reviewing administrative action and statutory compliance inspections and reporting
Office of the Director of Public Prosecutions	1	Contribute to a fair, safe and just society by delivering an effective, independent prosecution service in accordance with the Prosecution Policy of the Commonwealth

<b>Attorney-General's</b>		
<b>Entity</b>	<b>Outcome</b>	<b>Description</b>
Office of the Inspector-General of Intelligence and Security	1	Independent assurance for the Prime Minister, senior ministers and Parliament as to whether Australia's intelligence and security agencies act legally and with propriety by inspecting, inquiring into and reporting on their activities
Office of Parliamentary Counsel	1	A body of Commonwealth laws and instruments that give effect to intended policy, and that are coherent, readable and readily accessible, through the drafting and publication of those laws and instruments
Office of the Special Investigator	1	Ensure Australian law and principles of justice are upheld through investigating activities of Australian Defence Force personnel in Afghanistan from 2005 to 2016, and referring alleged criminal offences including breaches of the Laws of Armed Conflict for prosecution

<b>Climate Change, Energy, the Environment and Water</b>		
<b>Entity</b>	<b>Outcome</b>	<b>Description</b>
Department of Climate Change, Energy, the Environment and Water	1	Support the transition of Australia's economy to net zero emissions by 2050; transition energy to support net zero while maintaining security, reliability and affordability; support actions to promote adaptation and strengthen resilience of Australia's economy, society and environment; and take a leadership role internationally in responding to climate change
Department of Climate Change, Energy, the Environment and Water	2	Conserve, protect and sustainably manage our natural resources including through a nature positive approach; protect and conserve our natural and cultural heritage; reduce and regulate the use of pollutants and hazardous substances; and take a leadership role on these issues internationally
Department of Climate Change, Energy, the Environment and Water	3	Advance Australia's environmental, scientific, strategic and economic interests in the Antarctic region by protecting, researching and administering the region, including through international engagement
Department of Climate Change, Energy, the Environment and Water	4	Improve the health of rivers and wetlands and enhance the sustainable, efficient and productive use of Australia's water resources
Australian Institute of Marine Science*	1	Growth of knowledge to support protection and sustainable development of Australia's marine resources through innovative marine science and technology
Australian Renewable Energy Agency*	1	Support improvements in the competitiveness of renewable energy and related technologies and the supply of renewable energy by administering financial assistance, developing analysis and advice about, and sharing information and knowledge with regard to, renewable energy and related technologies
Clean Energy Finance Corporation*	1	Facilitate increased flows of finance into Australia's clean energy sector and facilitate the achievement of Australia's greenhouse gas emissions reduction targets, by investing in renewable energy (including finance to upgrade, expand and modernise Australia's electricity grid), low emissions and energy efficiency technologies, building industry capacity, and disseminating information to industry stakeholders

<b>Climate Change, Energy, the Environment and Water</b>		
<b>Entity</b>	<b>Outcome</b>	<b>Description</b>
Director of National Parks*	1	Management of Commonwealth reserves as outstanding natural places that enhance Australia’s wellbeing through the protection and conservation of their natural and cultural values, supporting the aspirations of Aboriginal and Torres Strait Islander people in managing their traditional land and sea country, and offering world class natural and cultural visitor experiences
Murray–Darling Basin Authority*	1	Equitable and sustainable use of the Murray–Darling Basin by governments and the community including through development and implementation of a Basin Plan, operation of the River Murray system, shared natural resource management programs, research, information and advice
Sydney Harbour Federation Trust*	1	Enhanced appreciation and understanding of the natural and cultural values of Sydney Harbour and its contribution to the national story and world’s heritage for all visitors, through the remediation, conservation and adaptive re-use of, and access to, Trust lands on Sydney Harbour
Bureau of Meteorology	1	Enabling a safe, prosperous, secure and healthy Australia through the provision of weather, water, climate, ocean and space weather services
Clean Energy Regulator	1	Contribute to a reduction in Australia’s net greenhouse gas emissions, including through the administration of market based mechanisms that incentivise reduction in emissions and the promotion of additional renewable electricity generation
Clean Energy Regulator	2	Contribute to the sustainable management of Australia’s biodiversity through the administration of market based mechanisms that incentivise the preservation and improvement of diverse ecosystems
Climate Change Authority	1	Provide expert advice to the Australian Government on climate change initiatives, including through conducting regular and specifically commissioned reviews and through undertaking climate change research
Great Barrier Reef Marine Park Authority	1	The long-term protection, ecologically sustainable use, understanding and enjoyment of the Great Barrier Reef for all Australians and the international community, through the care and development of the Marine Park

<b>Defence</b>		
<b>Entity</b>	<b>Outcome</b>	<b>Description</b>
Department of Defence	1	Defend Australia and its national interests through the conduct of operations and provision of support for the Australian community and civilian authorities in accordance with Government direction
Department of Defence	2	Protect and advance Australia’s strategic interests through the provision of strategic policy, the development, delivery and sustainment of military, intelligence and enabling capabilities, and the promotion of regional and global security and stability as directed by Government
Defence Housing Australia*	1	To contribute to the Defence outcome by providing total housing services that meet Defence operational and client needs through a strong customer and business focus

<b>Defence</b>		
<b>Entity</b>	<b>Outcome</b>	<b>Description</b>
Australian Signals Directorate	1	Defend Australia from global threats and advance our national interests through the provision of foreign signals intelligence, cyber security and offensive cyber operations, as directed by Government
Australian Submarine Agency	1	To safely and securely acquire, construct, deliver, technically govern, sustain and dispose of Australia's conventionally-armed nuclear-powered submarine capability for Australia, via the AUKUS partnership
Department of Veterans' Affairs	1	Maintain and enhance the financial wellbeing and self-sufficiency of eligible persons and their dependants through access to income support, compensation, and other support services, including advice and information about entitlements
Department of Veterans' Affairs	2	Maintain and enhance the physical and mental wellbeing and quality of life of eligible persons and their dependants through health and other care services that promote early intervention, prevention and treatment, including advice and information about health service entitlements
Department of Veterans' Affairs	3	Acknowledgement and commemoration of those who served Australia and its allies in wars, conflicts and peace operations through promoting recognition of service and sacrifice, preservation of Australia's wartime heritage, and official commemorations
Australian War Memorial*	1	Australians remembering, interpreting and understanding the Australian experience of war and its enduring impact through maintaining and developing the national memorial, its collection and exhibition of historical material, commemorative ceremonies and research

<b>Education</b>		
<b>Entity</b>	<b>Outcome</b>	<b>Description</b>
Department of Education	1	Improved early learning, schooling, student educational outcomes and transitions to and from school through access to quality early childhood education and care, support, parent engagement, quality teaching and learning environments
Department of Education	2	Promote growth in economic productivity and social wellbeing through access to quality higher education, international education, and international quality research
Australian Curriculum, Assessment and Reporting Authority*	1	Improved quality and consistency of school education in Australia through a national curriculum, national assessment, data collection, and performance reporting system
Australian Institute for Teaching and School Leadership Limited#	1	Enhance the quality of teaching and school leadership through developing standards, recognising teaching excellence, providing professional development opportunities, and supporting the teaching profession
Australian Research Council	1	Growth of knowledge and innovation through managing research funding schemes, measuring research excellence and providing advice

<b>Education</b>		
<b>Entity</b>	<b>Outcome</b>	<b>Description</b>
Tertiary Education Quality and Standards Agency	1	Contribute to a high-quality higher education sector through streamlined and nationally consistent higher education regulatory arrangements; registration of higher education providers; accreditation of higher education courses; and investigation, quality assurance and dissemination of higher education standards and performance

<b>Employment and Workplace Relations</b>		
<b>Entity</b>	<b>Outcome</b>	<b>Description</b>
Department of Employment and Workplace Relations	1	Foster a productive and competitive labour market through policies and programs that assist job seekers into work, including secure work, and meet employer and industry needs
Department of Employment and Workplace Relations	2	Promote growth in economic productivity and social wellbeing through access to quality skills and training
Department of Employment and Workplace Relations	3	Facilitate jobs growth, including secure work through policies and programs that promote fair, productive and safe workplaces
Comcare*	1	Promote and enable safe and healthy work
Asbestos and Silica Safety and Eradication Agency	1	Assist in the prevention of exposure to asbestos fibres and respirable crystalline silica, to eliminate asbestos and silica related disease in Australia through coordinating the implementation of the Asbestos National Strategic Plan and the Silica National Strategic Plan
Australian Skills Quality Authority	1	Through our regulation and partnership with stakeholders, ensure quality vocational education and training so that students, employers, the community and governments have confidence in the integrity of national qualifications issued by training providers
Fair Work Commission	1	Simple, fair and flexible workplace relations for employees and employers through the exercise of powers to set and vary minimum wages and modern awards, facilitate collective bargaining, approve agreements, deal with disputes, and promote the financial transparency and effective governance of registered employee and employer organisations
Office of the Fair Work Ombudsman	1	Compliance with workplace relations legislation through advice, education and where necessary enforcement
Safe Work Australia	1	Healthier, safer and more productive workplaces through improvements to Australian work health and safety and workers' compensation arrangements
Seafarers Safety, Rehabilitation and Compensation Authority	1	Safe and healthy workplaces, and cost effective and fair compensation

<b>Finance</b>		
<b>Entity</b>	<b>Outcome</b>	<b>Description</b>
Department of Finance	1	Support sustainable Australian Government finances through providing high-quality policy advice and operational support to the government and Commonwealth entities to maintain effective and efficient use of public resources
Department of Finance	2	Support an efficient and high performing public sector through providing leadership to Commonwealth entities in ongoing improvements to public sector governance, including through systems, frameworks, policy advice, service delivery, and managing, acquiring and divesting government investments
Department of Finance	3	Support for Parliamentarians and others as required by the Australian Government through the delivery of, and advice on, work expenses and allowances, entitlements and targeted programs
Commonwealth Superannuation Corporation*	1	Retirement and insurance benefits for scheme members and beneficiaries, including past, present and future employees of the Australian Government and other eligible employers and members of the Australian Defence Force, through investment and administration of their superannuation funds and schemes
Australian Electoral Commission	1	Maintain an impartial and independent electoral system for eligible voters through active electoral roll management, efficient delivery of polling services, and targeted education and public awareness programs
Digital Transformation Agency	1	Support the government's digital transformation, and simplify processes, reduce costs and generate reuse opportunities, through strategic and policy leadership, advice, strategic coordination and oversight of digital and ICT investment, and management of whole-of-government digital and ICT procurement
Future Fund Management Agency	1	Strengthen the Commonwealth's financial position for the benefit of the Australian people, by managing the investment activities of the Future Fund and certain other Australian Government investment funds in line with their Investment Mandates
Independent Parliamentary Expenses Authority	1	Support for current and former Parliamentarians and others as required by the Australian Government through the delivery of, independent oversight and advice on, work resources and travel resources
Parliamentary Workplace Support Service	1	Support Commonwealth parliamentary workplace participants to build and maintain safe and respectful workplaces, including by supporting positive cultural change and providing human resource functions to parliamentarians and their staff

<b>Foreign Affairs and Trade</b>		
Department of Foreign Affairs and Trade	1	The advancement of Australia’s international strategic, security and economic interests including through bilateral, regional and multilateral engagement on Australian Government foreign, trade and international development policy priorities
Department of Foreign Affairs and Trade	2	The protection and welfare of Australians abroad and access to secure international travel documentation through timely and responsive travel advice and consular and passport services in Australia and overseas
Department of Foreign Affairs and Trade	3	A secure Australian Government presence overseas through the provision of security services and information and communications technology infrastructure, and the management of the Commonwealth’s overseas property estate
Tourism Australia*	1	Grow demand and foster a competitive and sustainable Australian tourism industry through partnership marketing to targeted global consumers in key markets
Australian Centre for International Agricultural Research	1	To achieve more productive and sustainable agricultural systems for the benefit of developing countries and Australia through international agricultural research and training partnerships
Australian Secret Intelligence Service	1	Enhanced understanding for the Government of the overseas environment affecting Australia’s interests through the provision of covert intelligence services about the capabilities, intentions or activities of people or organisations outside Australia
Australian Trade and Investment Commission	1	To contribute to Australia’s economic prosperity by supporting Australian exporters to expand internationally, attracting productive international investment, and growing the visitor economy
Australian Trade and Investment Commission	2	The protection and welfare of Australians abroad through timely and responsive consular and passport services in specific locations overseas

<b>Health and Aged Care</b>		
<b>Entity</b>	<b>Outcome</b>	<b>Description</b>
Department of Health and Aged Care	1	Better equip Australia to meet current and future health needs of all Australians through the delivery of evidence-based health policies; improved access to comprehensive and coordinated health care; ensuring sustainable funding for health services, research and technologies; and protecting the health and safety of the Australian community
Department of Health and Aged Care	2	Ensuring improved access for all Australians to cost-effective and affordable medicines, medical, dental and hearing services; improved choice in healthcare services, through guaranteeing Medicare and the Pharmaceutical Benefits Scheme; supporting targeted assistance strategies and private health insurance
Department of Health and Aged Care	3	Improved wellbeing for older Australians through targeted support, access to appropriate, high-quality care, and related information services



<b>Health and Aged Care</b>		
<b>Entity</b>	<b>Outcome</b>	<b>Description</b>
Department of Health and Aged Care	4	Improved opportunities for community participation in sport and physical activity, excellence in high-performance athletes, protecting the integrity of sport, delivery of sports related funding including for sport infrastructure, sport policy development, coordination of Commonwealth involvement in major sporting events and international cooperation on sport issues
Australian Commission on Safety and Quality in Health Care*	1	Improved safety and quality in health care across the health system, including through the development, support for implementation, and monitoring of national clinical safety and quality guidelines and standards
Australian Digital Health Agency*	1	To deliver national digital healthcare systems to enable and support improvement in health outcomes for Australians
Australian Institute of Health and Welfare*	1	A robust evidence base for the health, housing and community sectors, including through developing and disseminating comparable health and welfare information and statistics
Australian Sports Commission*	1	Increased participation in organised sport and continued international sporting success including through leadership and development of a cohesive and effective sports sector, provision of targeted financial support, and the operation of the Australian Institute of Sport
Food Standards Australia New Zealand*	1	A safe food supply and well-informed consumers in Australia and New Zealand, including through the development of food regulatory measures and the promotion of their consistent implementation, coordination of food recall activities and the monitoring of consumer and industry food practices
Independent Health and Aged Care Pricing Authority*	1	Support public hospitals and aged care services to improve efficiency in, and access to, services through the provision of independent pricing determinations and advice and designing pricing systems that promote sustainable and high-quality care
Australian Sports Foundation Limited#	1	Improved Australian sporting infrastructure through assisting eligible organisations to raise funds for registered sporting projects
Aged Care Quality and Safety Commission	1	Protect and enhance the safety, health, wellbeing and quality of life of older Australians receiving aged care services, including through effective engagement with them, regulation and education of Commonwealth-funded aged care service providers and resolution of aged care complaints
Australian National Preventive Health Agency	1	A reduction in the prevalence of preventable disease, including through research and evaluation to build the evidence base for future action, and by managing lifestyle education campaigns and developing partnerships with non-government sectors
Australian Organ and Tissue Donation and Transplantation Authority	1	Improved access to organ and tissue transplants, including through a nationally coordinated and consistent approach and system
Australian Radiation Protection and Nuclear Safety Agency	1	Protection of people and the environment through radiation protection and nuclear safety research, policy, advice, codes, standards, services and regulation

<b>Health and Aged Care</b>		
<b>Entity</b>	<b>Outcome</b>	<b>Description</b>
Cancer Australia	1	Minimised impacts of cancer, including through national leadership in cancer control with targeted research and clinical trials; evidence informed clinical practice; strengthened national data capacity; community and consumer information and support
National Blood Authority	1	Access to a secure supply of safe and affordable blood products, including through national supply arrangements and coordination of best practice standards within agreed funding policies under the national blood arrangements
National Health Funding Body	1	Improve transparency of public hospital funding in Australia by supporting the obligations and responsibilities of the Administrator of the National Health Funding Pool through best practice administration of public hospital funding
National Health and Medical Research Council	1	Improved health and medical knowledge, including through funding research, translating research findings into evidence-based clinical practice, administering legislation governing research, issuing guidelines and advice for ethics in health and the promotion of public health
National Mental Health Commission	1	Provide expert advice to the Australian Government and cross-sectoral leadership on the policy, programs, services and systems that support mental health in Australia, including through administering the Annual National Report Card on Mental Health and Suicide Prevention, undertaking performance monitoring and reporting, and engaging consumers and carers
Office of the Inspector-General of Aged Care	1	Provide independent oversight of the aged care system to drive accountability and positive change through reviews, recommendations, and reporting to Parliament
Professional Services Review	1	A reduction of the risks to patients and costs to the Australian Government of inappropriate practice, including through investigating health services claimed under the Medicare and pharmaceutical benefits schemes
Sport Integrity Australia	1	Protection of the integrity of Australian sport and the health and welfare of those who participate in sport through the coordination of a national approach to all sports integrity matters

<b>Home Affairs</b>		
<b>Entity</b>	<b>Outcome</b>	<b>Description</b>
Department of Home Affairs	1	Deliver national coordination, regulation and policy that safeguard Australia's domestic interests from national security threats, including cyber threats
Department of Home Affairs	2	Support a united and prosperous Australia through effective coordination and delivery of immigration and citizenship policy and programs underpinned by robust integrity and assurance
Department of Home Affairs	3	Advance a prosperous and secure Australia through trade and travel facilitation and modernisation, and effective customs, immigration, maritime and enforcement activities across the border continuum

<b>Home Affairs</b>		
<b>Entity</b>	<b>Outcome</b>	<b>Description</b>
Australian Security Intelligence Organisation	1	To protect Australia, its people and its interests from threats to security through intelligence collection, assessment and advice to Government
National Emergency Management Agency	1	To develop, lead and coordinate the Commonwealth's approach to emergency management, including the support of activities relating to preparedness, response, relief, recovery, reconstruction, risk reduction and resilience for all-hazard emergencies and disasters

<b>Industry, Science and Resources</b>		
<b>Entity</b>	<b>Outcome</b>	<b>Description</b>
Department of Industry, Science and Resources	1	Support economic growth, productivity and job creation for all Australians by investing in science and technology, growing innovative and competitive businesses, industries and regions, and supporting a strong resources sector
Australian Nuclear Science and Technology Organisation*	1	Improved knowledge, innovative capacity and healthcare through nuclear-based facilities, research, training, products, services and advice to Government, industry, the education sector and the Australian population
Commonwealth Scientific and Industrial Research Organisation*	1	Innovative scientific and technology solutions to national challenges and opportunities to benefit industry, the environment and the community, through scientific research and capability development, services and advice
National Offshore Petroleum Safety and Environmental Management Authority*	1	A protected offshore workforce and environment through regulatory oversight of Australia's offshore energy industries, as well as through engaging, advising, and educating the regulated community
National Reconstruction Fund Corporation*	1	Facilitate increased flows of finance into priority areas of the Australian economy, through targeted investments to diversify and transform Australian industry, create secure, well-paying jobs, and boost sovereign capability
Geoscience Australia	1	Informed government, industry and community decisions on the economic, social and environmental management of the nation's natural resources through enabling access to geoscientific and spatial information
IP Australia	1	Increased innovation, investment and trade in Australia, and by Australians overseas, through the administration of the registrable intellectual property rights system, promoting public awareness and industry engagement, and advising government

<b>Infrastructure, Transport, Regional Development and Communications and the Arts</b>		
<b>Entity</b>	<b>Outcome</b>	<b>Description</b>
Department of Infrastructure, Transport, Regional Development, Communications and the Arts	1	Improved infrastructure across Australia through investment in and coordination of transport and other infrastructure

<b>Infrastructure, Transport, Regional Development and Communications and the Arts</b>		
<b>Entity</b>	<b>Outcome</b>	<b>Description</b>
Department of Infrastructure, Transport, Regional Development, Communications and the Arts	2	An efficient, sustainable, competitive, safe and secure transport system for all transport users through regulation, financial assistance and safety investigations
Department of Infrastructure, Transport, Regional Development, Communications and the Arts	3	Strengthening the sustainability, capacity and diversity of Australia's cities and regions including northern Australia, including through facilitating local partnerships between all levels of government and local communities; through investment in infrastructure and measures that stimulate economic growth; and providing grants and financial assistance
Department of Infrastructure, Transport, Regional Development, Communications and the Arts	4	Good governance and service delivery in the Australian territories including through the maintenance and improvement of the laws and services for non-self-governing territories, and the overarching legislative framework for self-governing territories
Department of Infrastructure, Transport, Regional Development, Communications and the Arts	5	Promote an innovative and competitive communications sector, through policy development, advice and program delivery, so all Australians can realise the full potential of digital technologies and communications services
Department of Infrastructure, Transport, Regional Development, Communications and the Arts	6	Participation in, and access to, Australia's arts and culture through developing and supporting cultural expression
Australian Broadcasting Corporation*	1	Informed, educated and entertained audiences – throughout Australia and overseas – through innovative and comprehensive media and related services
Australian Film, Television and Radio School*	1	Support the development of a professional screen arts and broadcast culture in Australia including through the provision of specialist industry-focused education, training, and research
Australian Maritime Safety Authority*	1	Minimise the risk of shipping incidents and pollution in Australian waters through ship safety and environment protection regulation and services and maximise people saved from maritime and aviation incidents through search and rescue coordination
Australian National Maritime Museum*	1	Increased knowledge, appreciation and enjoyment of Australia's maritime heritage by managing the National Maritime Collection and staging programs, exhibitions and events
Civil Aviation Safety Authority*	1	Maximise aviation safety through a regulatory regime, detailed technical material on safety standards, comprehensive aviation industry oversight, risk analysis, industry consultation, education and training
Creative Australia*	1	Local and global audiences enjoy the benefits of thriving, dynamic and sustainable cultural and creative industries supported through investment, development, partnerships, advice and recognition for Australian artists and arts organisations
High Speed Rail Authority*	1	Developing a high speed rail network between capital cities and key regional centres through policy development and planning, national coordination and strategic advice to enhance Australia's long-term rail investment

<b>Infrastructure, Transport, Regional Development and Communications and the Arts</b>		
<b>Entity</b>	<b>Outcome</b>	<b>Description</b>
Infrastructure Australia*	1	Improve decision-making on matters relating to infrastructure; advise governments and others on matters relating to infrastructure, including better assessment of infrastructure needs and prioritisation of infrastructure projects; and promote best practice infrastructure planning, financing, delivery and operation
National Film and Sound Archive of Australia*	1	Increased engagement with Australia's audiovisual culture past and present through developing, preserving, maintaining and promoting the national audiovisual collection of historic and cultural significance
National Gallery of Australia*	1	Increased understanding, knowledge and enjoyment of the visual arts by providing access to, and information about, works of art locally, nationally and internationally
National Library of Australia*	1	Enhanced learning, knowledge creation, enjoyment and understanding of Australian life and society by providing access to a national collection of library material
National Museum of Australia*	1	Increased awareness and understanding of Australia's history and culture by managing the National Museum's collections and providing access through public programs and exhibitions
National Portrait Gallery of Australia*	1	Enhanced understanding and appreciation of Australian identity, culture and diversity through portraiture by engaging the public in education programs and exhibitions, and by developing and preserving the national portrait collection
National Transport Commission*	1	Improved transport productivity, efficiency, safety and environmental performance and regulatory efficiency in Australia through developing, monitoring and maintaining nationally consistent regulatory and operational arrangements relating to road, rail and intermodal transport
Northern Australia Infrastructure Facility*	1	Enable economic growth in Northern Australia, by facilitating private sector investment in economic infrastructure, primarily through the provision of concessional financing delivered through the State and Territory Governments
Old Parliament House*	1	An enhanced appreciation and understanding of the political and social heritage of Australia for members of the public, through activities including the conservation and upkeep of, and the provision of access to, Old Parliament House and the development of its collections, exhibitions and educational programs
Screen Australia*	1	Promote engaged audiences and support a creative, innovative and commercially sustainable screen industry through the funding and promotion of diverse Australian screen product
Special Broadcasting Service Corporation*	1	Provide multilingual and multicultural services that inform, educate and entertain all Australians and in so doing reflect Australia's multicultural society
Australian Communications and Media Authority	1	A communications and media environment that balances the needs of the industry and the Australian community through regulation, education and advice

<b>Infrastructure, Transport, Regional Development and Communications and the Arts</b>		
<b>Entity</b>	<b>Outcome</b>	<b>Description</b>
Australian Transport Safety Bureau	1	Improved transport safety in Australia including through: Independent 'no blame' investigation of transport accidents and other safety occurrences; safety data recording, analysis and research; and influencing safety action
National Archives of Australia	1	To promote the creation, management and preservation of authentic, reliable and usable Commonwealth records and to facilitate Australians' access to the archival resources of the Commonwealth
National Capital Authority	1	To shape Canberra as a capital that all Australians can be proud of by ensuring it is well planned, managed and promoted, consistent with its enduring national significance

<b>Prime Minister and Cabinet</b>		
<b>Entity</b>	<b>Outcome</b>	<b>Description</b>
Department of the Prime Minister and Cabinet	1	Provide high-quality policy advice and support to the Prime Minister, the Cabinet, Portfolio Ministers and Assistant Ministers including through the coordination of government activities, policy development and program delivery
Department of the Prime Minister and Cabinet	2	Improve results for Indigenous Australians including in relation to school attendance, employment and community safety, through delivering services and programs, and through measures that recognise the special place that Indigenous people hold in this Nation
Australian Institute of Aboriginal and Torres Strait Islander Studies*	1	Further understanding of Australian Indigenous cultures, past and present through undertaking and publishing research, and providing access to print and audiovisual collections
Indigenous Business Australia*	1	Improved wealth acquisition to support the economic independence of Aboriginal and Torres Strait Islander peoples through commercial enterprise, asset acquisition, construction and access to concessional home and business loans
Indigenous Land and Sea Corporation*	1	Enhanced socio-economic development, maintenance of cultural identity and protection of the environment by Indigenous Australians through the acquisition and management of land, water and water-related rights
Northern Territory Aboriginal Investment Corporation*	1	Assist cultural maintenance and social wellbeing, economic self-sufficiency and self-management for the betterment of Aboriginal people living in the Northern Territory through investments, commercial enterprise, beneficial payments and other financial assistance
Torres Strait Regional Authority*	1	Progress towards closing the gap for Torres Strait Islander and Aboriginal people living in the Torres Strait Region through development planning, coordination, sustainable resource management, and preservation and promotion of Indigenous culture
Aboriginal Hostels Limited#	1	Improved access to education, employment, health and other services for Aboriginal and Torres Strait Islander people travelling or relocating through the operation of temporary hostel accommodation services

<b>Prime Minister and Cabinet</b>		
<b>Entity</b>	<b>Outcome</b>	<b>Description</b>
National Australia Day Council Limited <sup>#</sup>	1	A shared celebration of Australia and Australians through promoting the meaning of and participation in Australia Day and the Australian of the Year Awards
Australian National Audit Office	1	To improve public sector performance and accountability through independent reporting on Australian Government administration to Parliament, the Executive and the public
Australian Public Service Commission	1	Increased awareness and adoption of best practice public administration by the public service through leadership, promotion, advice and professional development, drawing on research and evaluation
National Indigenous Australians Agency	1	Lead the development and implementation of the Australian Government's agenda to support the self-determination and aspirations of Aboriginal and Torres Strait Islander peoples and communities through working in partnership and effectively delivering programs
Office of National Intelligence	1	Advancement of Australia's national interests through increased government awareness of international developments affecting Australia, and integration, coordination and evaluation of Australia's national intelligence capabilities
Office of the Official Secretary to the Governor-General	1	The performance of the Governor-General's role is facilitated through organisation and management of official duties, management and maintenance of the official household and property and administration of the Australian Honours and Awards system
Workplace Gender Equality Agency	1	Promote and improve gender equality in Australian workplaces including through the provision of advice and assistance to employers and the assessment and measurement of workplace gender data

<b>Social Services</b>		
<b>Entity</b>	<b>Outcome</b>	<b>Description</b>
Department of Social Services	1	A sustainable social security system that incentivises self-reliance and supports people who cannot fully support themselves by providing targeted payments and assistance
Department of Social Services	2	Contribute to stronger and more resilient individuals, children, families and communities by providing targeted supports
Department of Social Services	3	Supporting the independence of, and economic participation by, people with disability and carers by providing targeted supports
Department of Social Services	4	Supporting access to safe and secure housing for individuals, including social housing, and providing targeted supports for preventing and addressing homelessness
National Disability Insurance Agency*	1	Improve the independence, and the social and economic participation of eligible people with disability through the management of a financially sustainable National Disability Insurance Scheme with proper, efficient and effective use of resources

<b>Social Services</b>		
<b>Entity</b>	<b>Outcome</b>	<b>Description</b>
Australian Institute of Family Studies	1	The creation and communication of knowledge for policy-makers, service providers and the broader community to improve the wellbeing of children, families and communities
Domestic, Family and Sexual Violence Commission	1	Amplifying the voices of people with lived experience of domestic, family and sexual violence, providing evidence-informed policy advice, and promoting coordination and accountability towards ending gender-based violence
NDIS Quality and Safeguards Commission	1	Promote the delivery of quality supports and services to people with disability under the NDIS and other prescribed supports and services, including through nationally consistent and responsive regulation, policy development, advice and education
Services Australia	1	Deliver high-quality, accessible services and payments to individuals, families, businesses and partner agencies on behalf of Government; with a focus on contemporary service delivery and customer experience

<b>Treasury</b>		
<b>Entity</b>	<b>Outcome</b>	<b>Description</b>
Department of the Treasury	1	Supporting and implementing informed decisions on policies for the good of the Australian people, including for achieving strong, sustainable economic growth, through the provision of advice to Treasury Ministers and the efficient administration of Treasury's functions
Housing Australia*	1	Improved housing outcomes for Australians, including through financial and other assistance to improve the efficiency and scale of the community housing sector and increase the supply of social and affordable housing, as well as support for eligible home buyers to access the housing market sooner
Australian Bureau of Statistics	1	Decisions on important matters made by governments, business and the broader community are informed by objective, relevant and trusted official statistics produced through the collection and integration of data, its analysis, and the provision of statistical information
Australian Competition and Consumer Commission	1	Enhanced welfare of Australians through enforcing laws that promote competition and protect consumers, as well as taking other regulatory and related actions including monitoring and market analysis, public education, determining the terms of access to infrastructure services, and discharging regulatory responsibilities governing energy markets and networks
Australian Office of Financial Management	1	The advancement of macroeconomic growth and stability, and the effective operation of financial markets, through issuing debt, investing in financial assets and managing debt, investments and cash for the Australian Government
Australian Prudential Regulation Authority	1	Enhanced public confidence in Australia's financial institutions through a framework of prudential regulation which balances financial safety and efficiency, competition, contestability and competitive neutrality and, in balancing these objectives, promotes financial system stability in Australia



Treasury		
Entity	Outcome	Description
Australian Securities and Investments Commission	1	Improved confidence in Australia's financial markets through promoting informed investors and financial consumers, facilitating fair and efficient markets and delivering efficient registry systems
Australian Taxation Office	1	Confidence in the administration of aspects of Australia's taxation and superannuation systems, including through helping people understand their rights and obligations, improving ease of compliance and access to benefits, and managing non-compliance with the law; and in delivering effective and efficient business registry services
Commonwealth Grants Commission	1	Informed Government decisions on fiscal equalisation between the States and Territories through advice and recommendations on the distribution of GST revenue
Inspector-General of Taxation	1	Fair, accountable and improved administration and integrity of the taxation and superannuation systems for the benefit of the Australian community, through independent investigation and reporting
National Competition Council	1	Competition in markets that are dependent on access to nationally significant monopoly infrastructure, through recommendations and decisions promoting the efficient operation of, use of and investment in infrastructure
Office of the Auditing and Assurance Standards Board	1	Formulating and making auditing, review and assurance standards for Australian entity financial reports and sustainability reports as well as for other auditing and assurance engagements
Office of the Australian Accounting Standards Board	1	Formulating and making accounting standards, sustainability standards, and related reporting requirements that apply to Australian entities subject to a statutory or other obligation to prepare financial reports and other external reports that are integral to understanding the entities' financial or sustainability-related information
Productivity Commission	1	Well-informed policy decision-making and public understanding on matters relating to Australia's productivity and living standards, based on independent and transparent analysis from a community-wide perspective
Royal Australian Mint	1	The coinage needs of the Australian economy, collectors and foreign countries are met through the manufacture and sale of circulating coins, collector coins and other minted like products

\* Corporate Commonwealth entity as defined in section 11 of the *Public Governance, Performance and Accountability Act 2013*.

# Commonwealth company as defined in section 89 of the *Public Governance, Performance and Accountability Act 2013*.